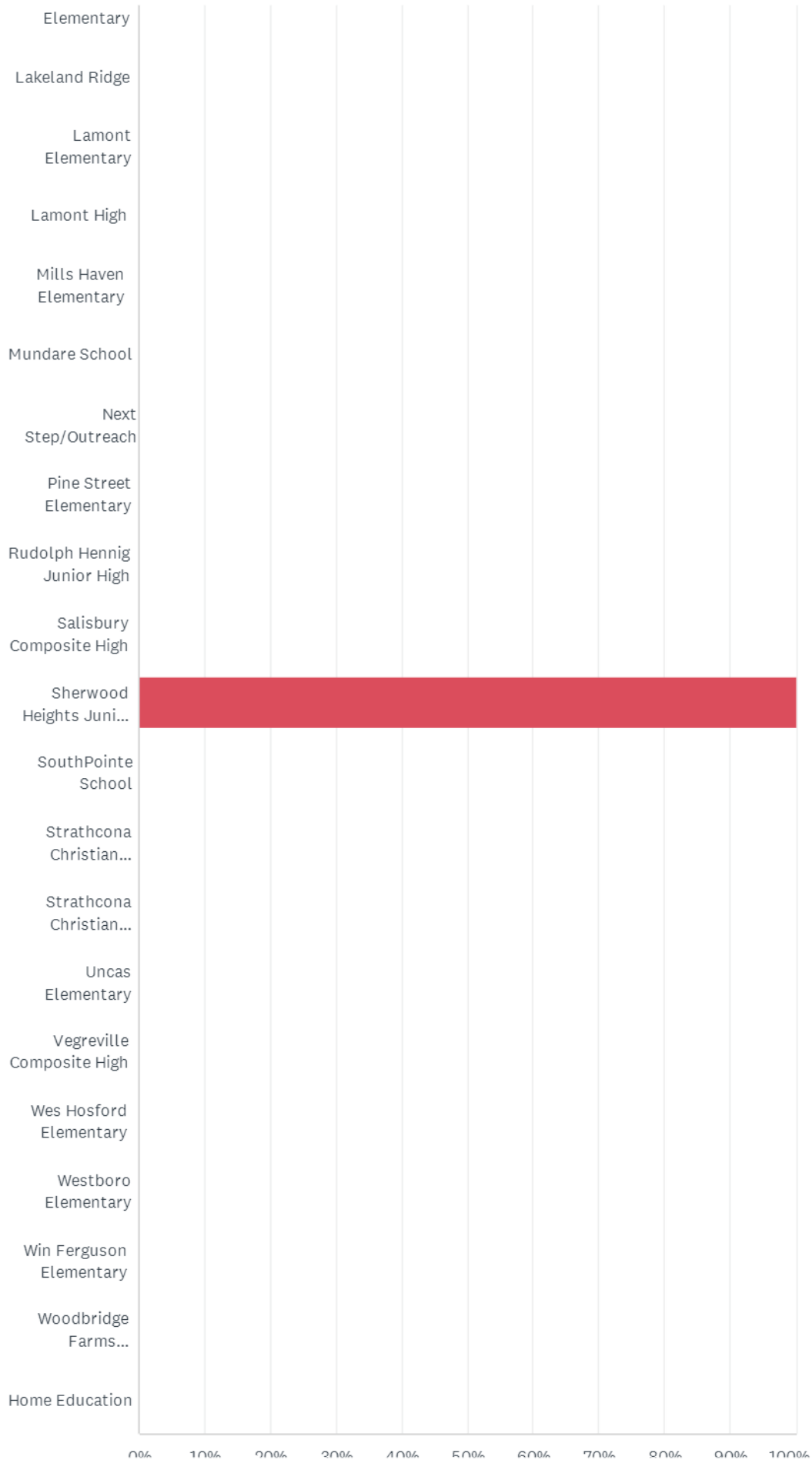


Q1 What school does your child currently attend?

Answered: 98 Skipped: 0

[illegible]

EIPS Parent Survey 2021-22



EIPS Parent Survey 2021-22

0% 10% 20% 30% 40% 50% 60% 70% 80% 90% 100%

EIPS Parent Survey 2021-22

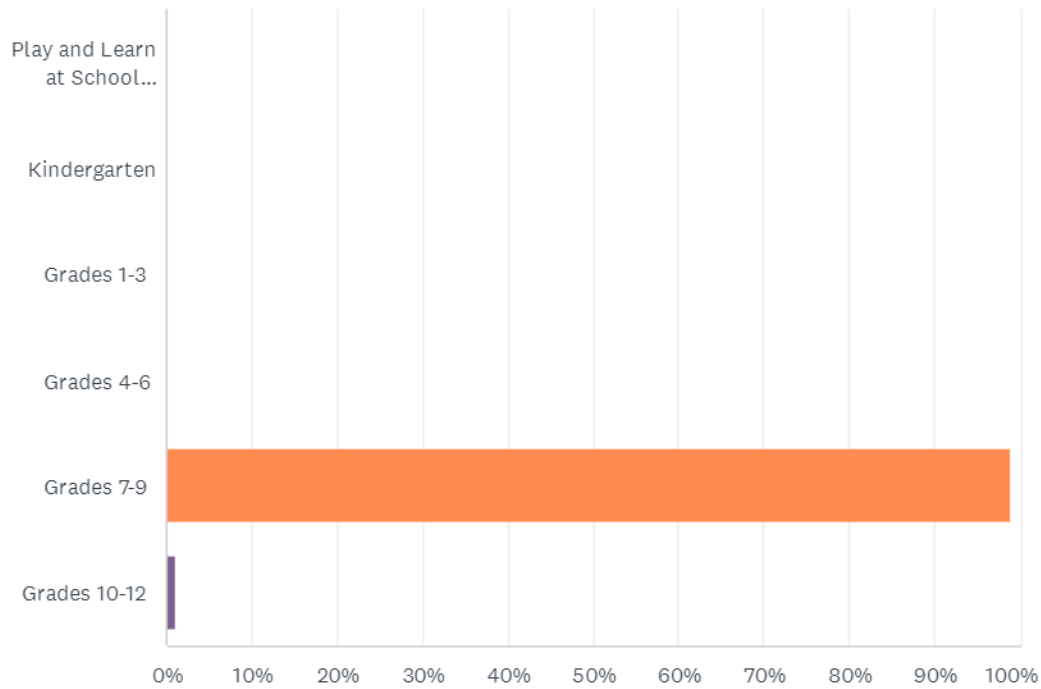
ANSWER CHOICES	RESPONSES	
A.L. Horton Elementary	0.00%	0
Andrew School	0.00%	0
Ardrossan Elementary	0.00%	0
Ardrossan Junior Senior High	0.00%	0
Bev Facey Community High	0.00%	0
Brentwood Elementary	0.00%	0
Bruderheim School	0.00%	0
Clover Bar Junior High	0.00%	0
Davidson Creek Elementary	0.00%	0
École Campbelltown	0.00%	0
École Parc Élémentaire	0.00%	0
F.R. Haythorne Junior High	0.00%	0
Fort Saskatchewan Christian	0.00%	0
Fort Saskatchewan Elementary	0.00%	0
Fort Saskatchewan High	0.00%	0
Fultonvale Elementary Junior High	0.00%	0
Glen Allan Elementary	0.00%	0
Heritage Hills Elementary	0.00%	0
James Mowat Elementary	0.00%	0
Lakeland Ridge	0.00%	0
Lamont Elementary	0.00%	0
Lamont High	0.00%	0
Mills Haven Elementary	0.00%	0
Mundare School	0.00%	0
Next Step/Outreach	0.00%	0
Pine Street Elementary	0.00%	0
Rudolph Hennig Junior High	0.00%	0
Salisbury Composite High	0.00%	0
Sherwood Heights Junior High	100.00%	98
SouthPointe School	0.00%	0
Strathcona Christian Academy Elementary	0.00%	0
Strathcona Christian Academy Secondary	0.00%	0

EIPS Parent Survey 2021-22

Uncas Elementary	0.00%	0
Vegreville Composite High	0.00%	0
Wes Hosford Elementary	0.00%	0
Westboro Elementary	0.00%	0
Win Ferguson Elementary	0.00%	0
Woodbridge Farms Elementary	0.00%	0
Home Education	0.00%	0
TOTAL		98

Q2 What grade is your child currently in?

Answered: 98 Skipped: 0



ANSWER CHOICES	RESPONSES	
Play and Learn at School (PALS)	0.00%	0
Kindergarten	0.00%	0
Grades 1-3	0.00%	0
Grades 4-6	0.00%	0
Grades 7-9	98.98%	97
Grades 10-12	1.02%	1
TOTAL		98

Q3 As a result of being in the Play and Learn at School (PALS) program, my child's demonstrating growth in their development.

Answered: 0 Skipped: 98

 No matching responses.

ANSWER CHOICES	RESPONSES	
Strongly agree	0.00%	0
Agree	0.00%	0
Disagree	0.00%	0
Strongly disagree	0.00%	0
Don't know	0.00%	0
TOTAL		0

Q4 As a result of being in the Kindergarten program, my child's becoming ready to enter Grade 1.

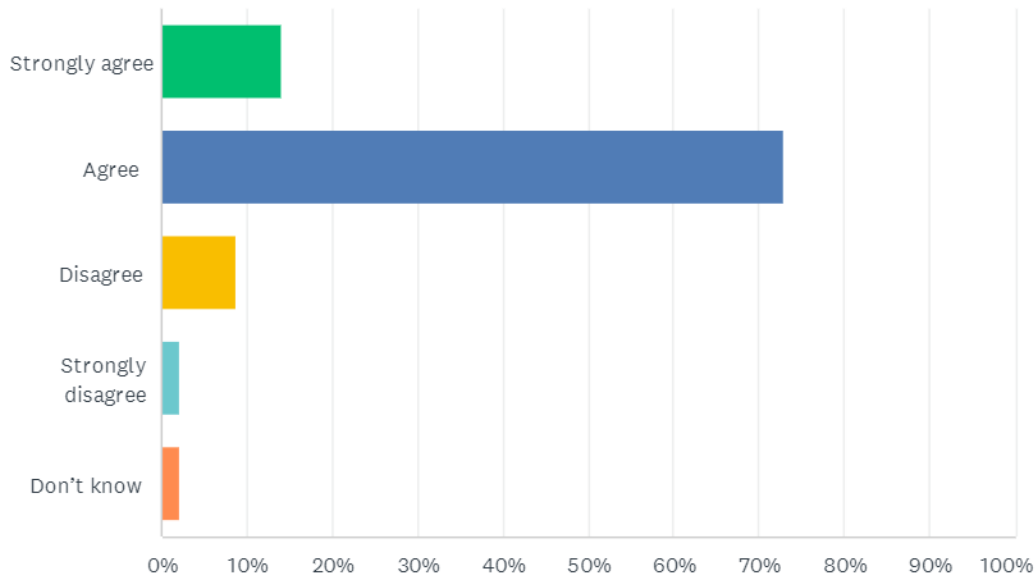
Answered: 0 Skipped: 98

 No matching responses.

ANSWER CHOICES	RESPONSES	
Strongly agree	0.00%	0
Agree	0.00%	0
Disagree	0.00%	0
Strongly disagree	0.00%	0
Don't know	0.00%	0
TOTAL		0

Q5 My child's individual needs are met.

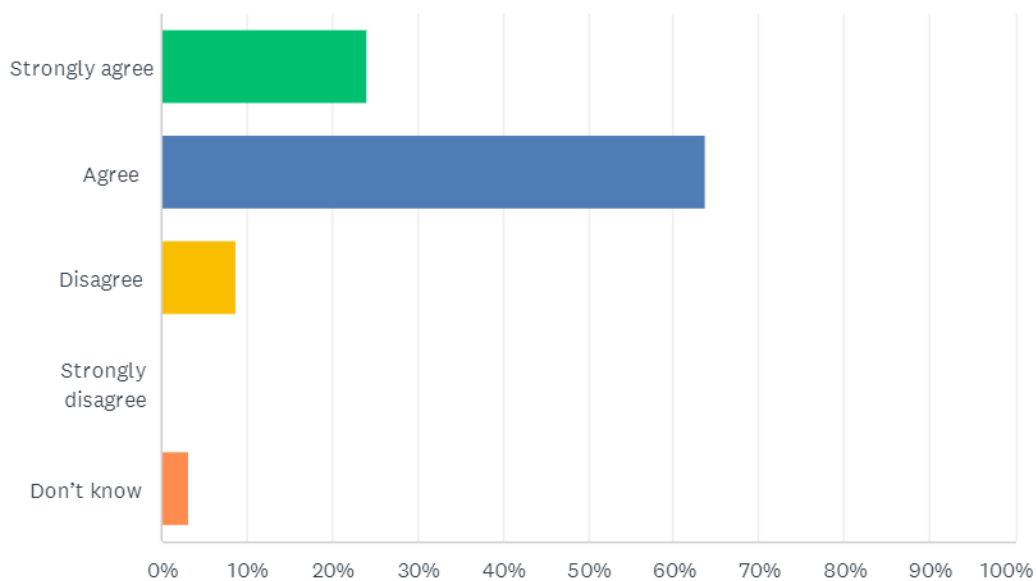
Answered: 92 Skipped: 6



ANSWER CHOICES	RESPONSES	
Strongly agree	14.13%	13
Agree	72.83%	67
Disagree	8.70%	8
Strongly disagree	2.17%	2
Don't know	2.17%	2
TOTAL		92

Q6 My child's encouraged to do their best.

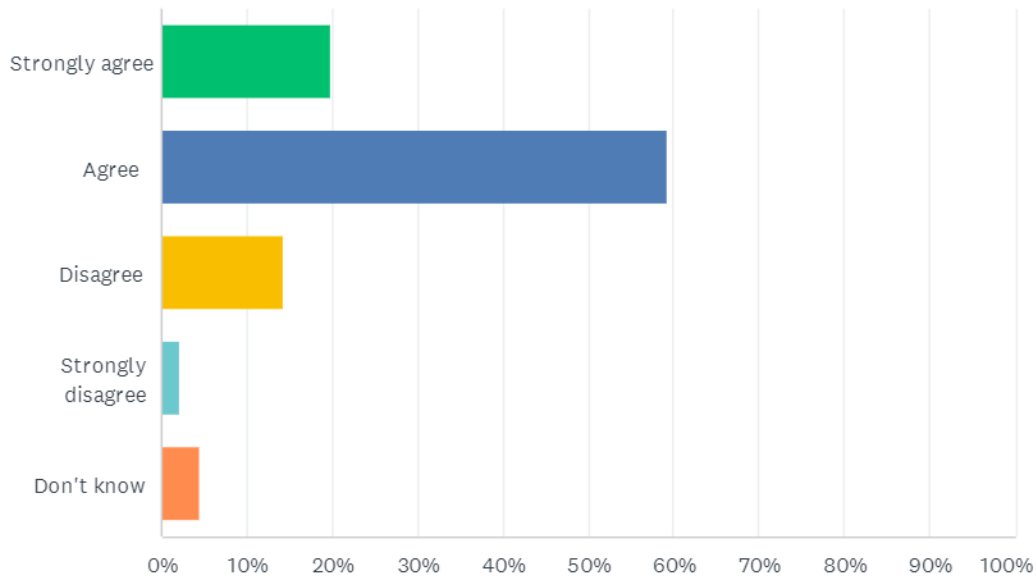
Answered: 91 Skipped: 7



ANSWER CHOICES	RESPONSES	
Strongly agree	24.18%	22
Agree	63.74%	58
Disagree	8.79%	8
Strongly disagree	0.00%	0
Don't know	3.30%	3
TOTAL		91

Q7 My child's demonstrating growth in literacy.

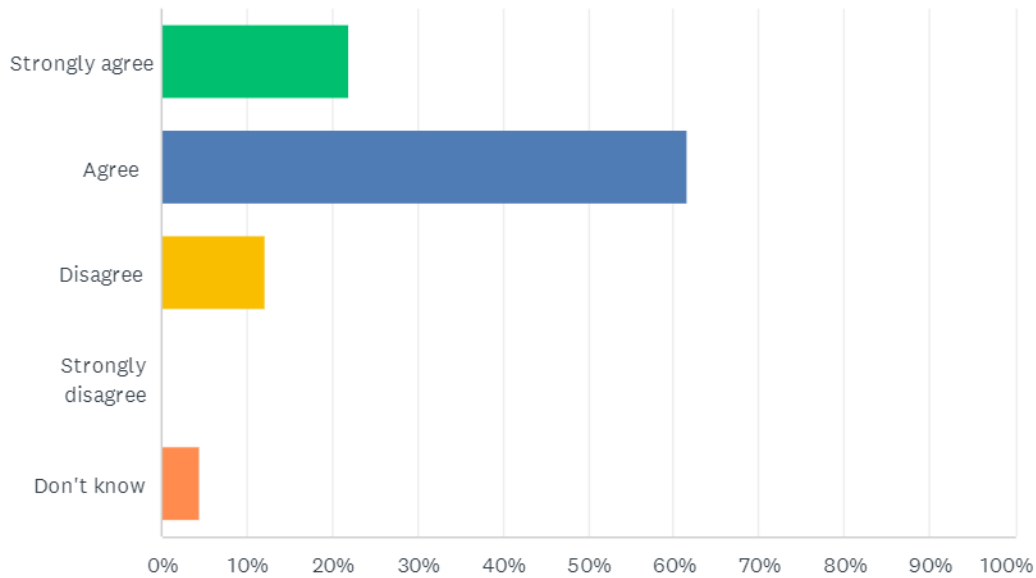
Answered: 91 Skipped: 7



ANSWER CHOICES	RESPONSES	
Strongly agree	19.78%	18
Agree	59.34%	54
Disagree	14.29%	13
Strongly disagree	2.20%	2
Don't know	4.40%	4
TOTAL		91

Q8 My child's demonstrating growth in numeracy.

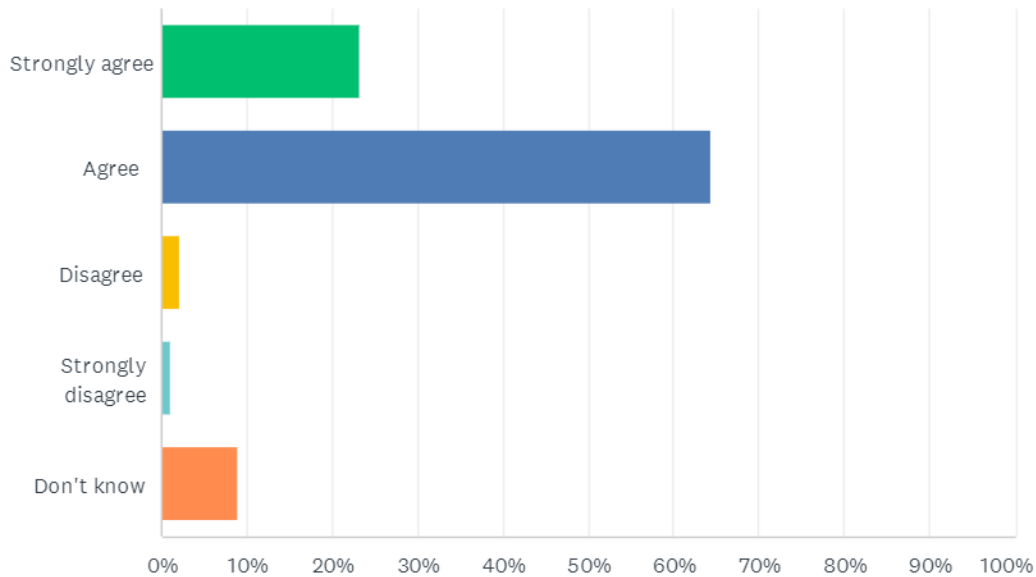
Answered: 91 Skipped: 7



ANSWER CHOICES	RESPONSES	
Strongly agree	21.98%	20
Agree	61.54%	56
Disagree	12.09%	11
Strongly disagree	0.00%	0
Don't know	4.40%	4
TOTAL		91

Q9 My child has an understanding of First Nations, Métis and Inuit culture and history.

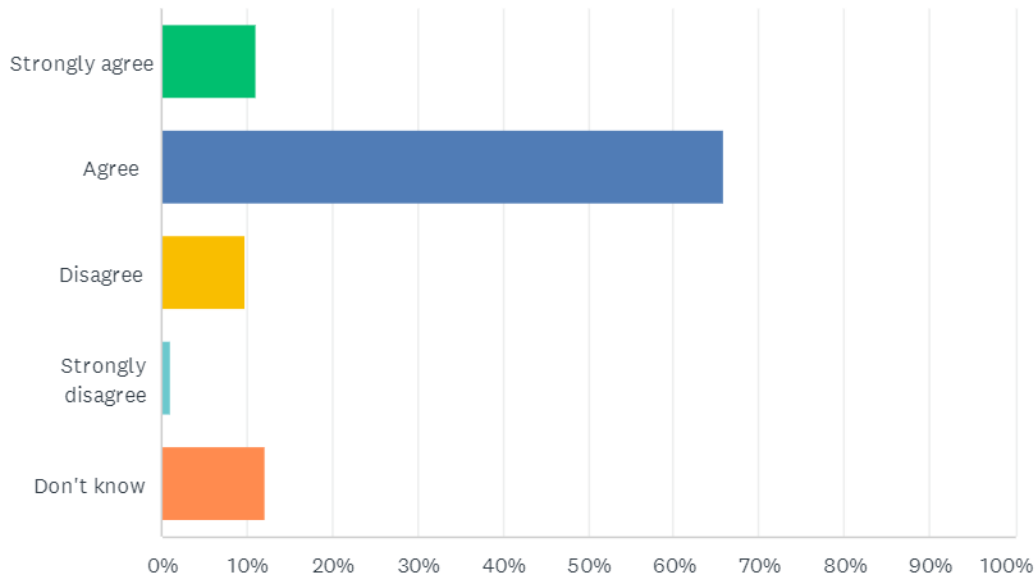
Answered: 90 Skipped: 8



ANSWER CHOICES	RESPONSES	
Strongly agree	23.33%	21
Agree	64.44%	58
Disagree	2.22%	2
Strongly disagree	1.11%	1
Don't know	8.89%	8
TOTAL		90

Q10 My child's learning the knowledge, skills and attitudes necessary to be successful in life.

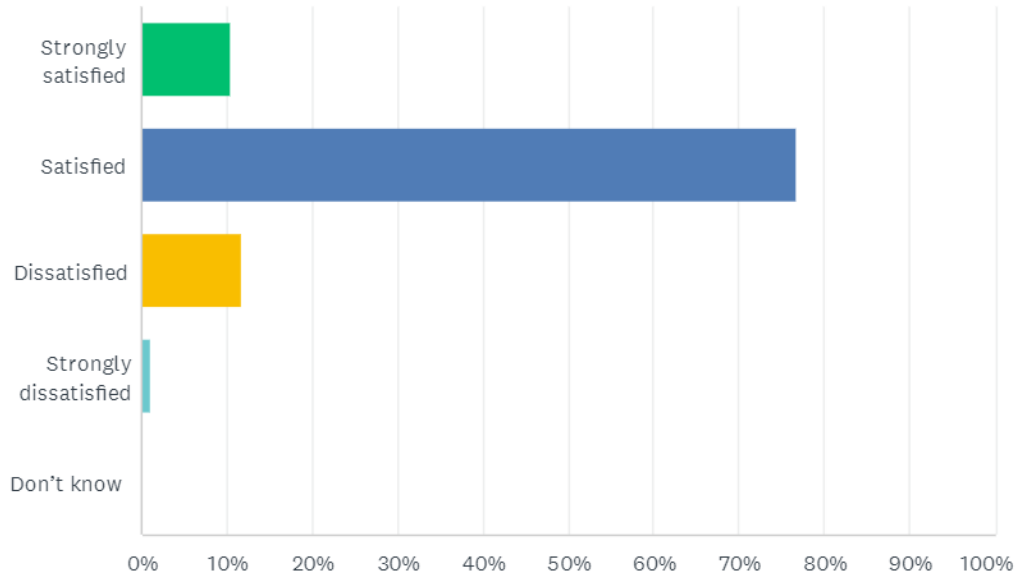
Answered: 91 Skipped: 7



ANSWER CHOICES	RESPONSES	
Strongly agree	10.99%	10
Agree	65.93%	60
Disagree	9.89%	9
Strongly disagree	1.10%	1
Don't know	12.09%	11
TOTAL		91

Q11 How satisfied are you with the quality of education your child's receiving at school?

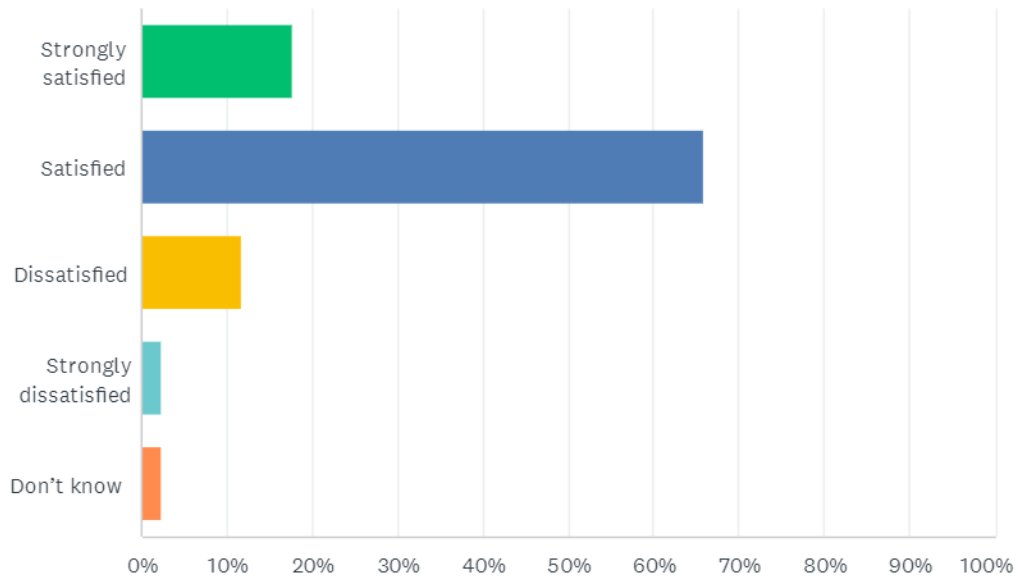
Answered: 86 Skipped: 12



ANSWER CHOICES	RESPONSES	
Strongly satisfied	10.47%	9
Satisfied	76.74%	66
Dissatisfied	11.63%	10
Strongly dissatisfied	1.16%	1
Don't know	0.00%	0
TOTAL		86

Q12 How satisfied are you with the quality of teaching at your child's school?

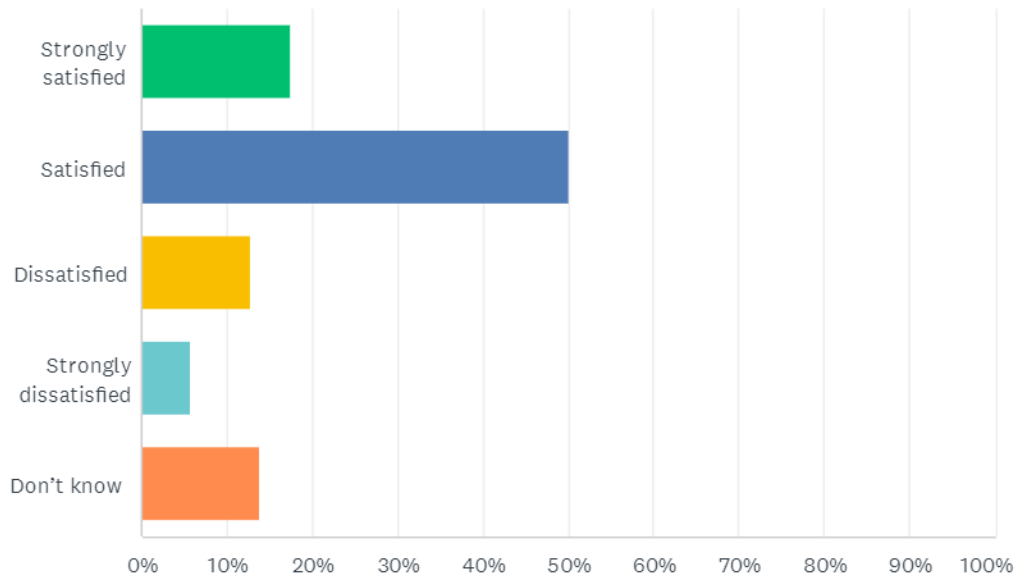
Answered: 85 Skipped: 13



ANSWER CHOICES	RESPONSES	
Strongly satisfied	17.65%	15
Satisfied	65.88%	56
Dissatisfied	11.76%	10
Strongly dissatisfied	2.35%	2
Don't know	2.35%	2
TOTAL		85

Q13 How satisfied are you with the leadership at your child's school?

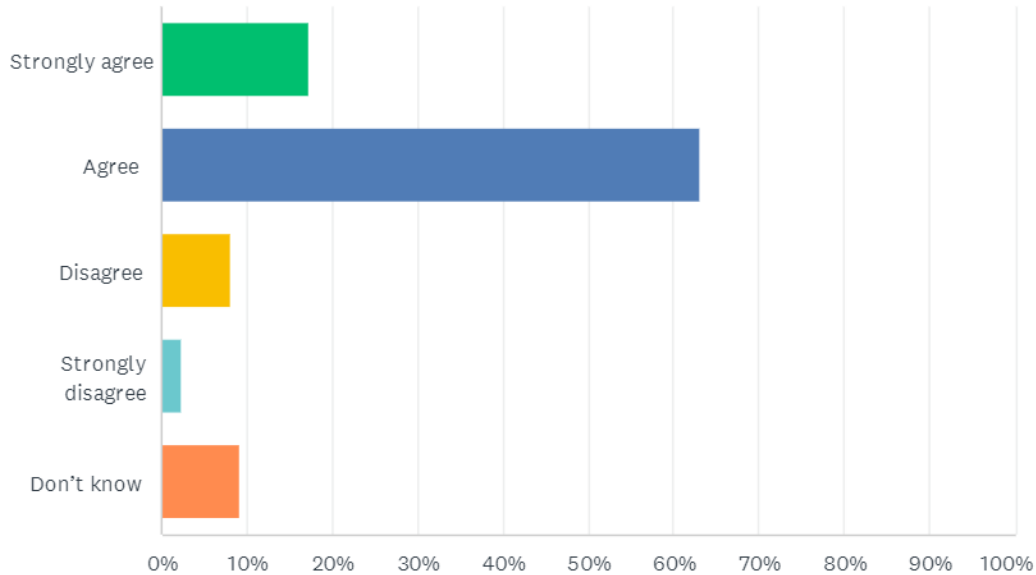
Answered: 86 Skipped: 12



ANSWER CHOICES	RESPONSES	
Strongly satisfied	17.44%	15
Satisfied	50.00%	43
Dissatisfied	12.79%	11
Strongly dissatisfied	5.81%	5
Don't know	13.95%	12
TOTAL		86

Q14 My child's school encourages my child to be a responsible, respectful and engaged citizen.

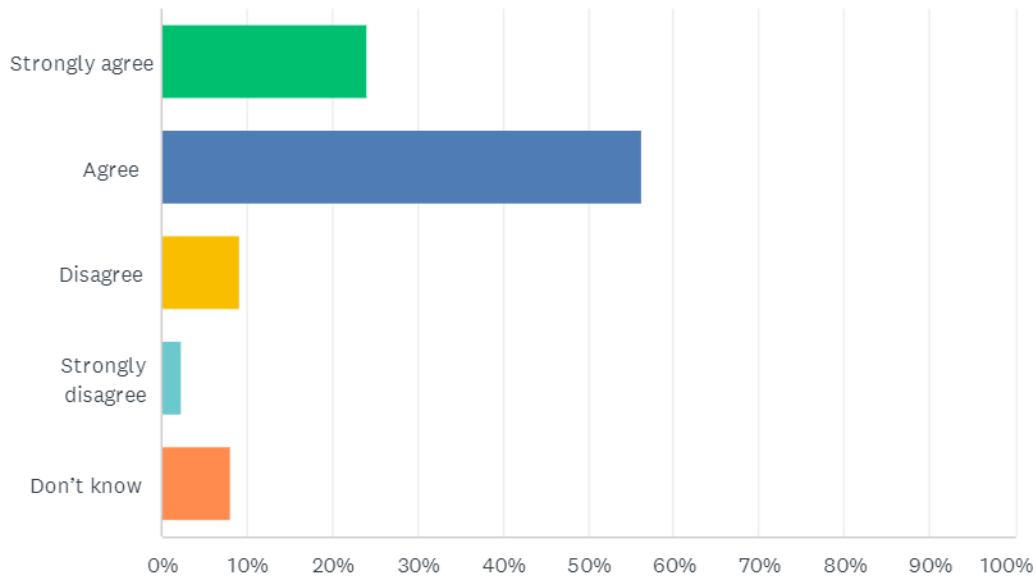
Answered: 87 Skipped: 11



ANSWER CHOICES	RESPONSES	
Strongly agree	17.24%	15
Agree	63.22%	55
Disagree	8.05%	7
Strongly disagree	2.30%	2
Don't know	9.20%	8
TOTAL		87

Q15 School staff care about my child.

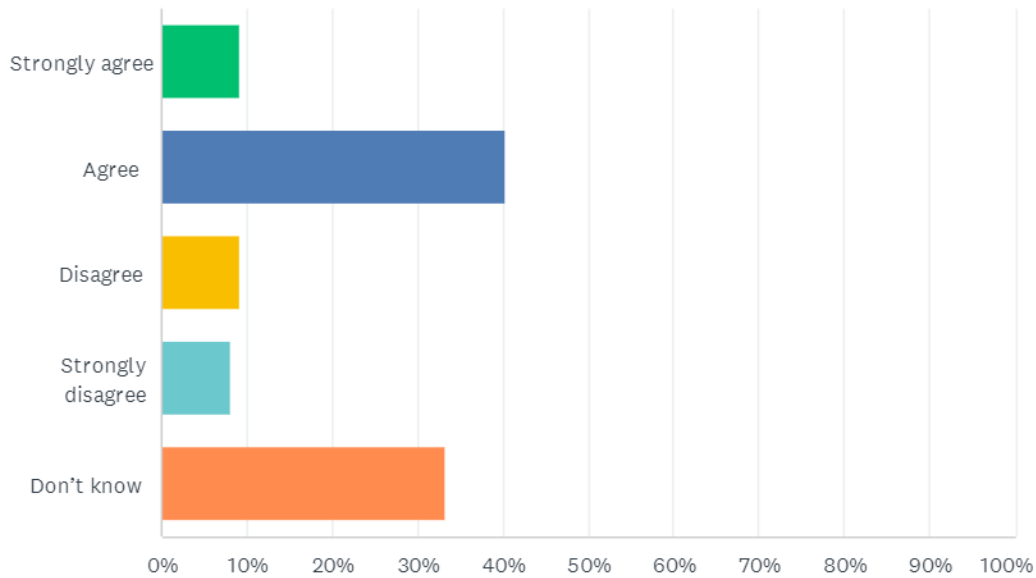
Answered: 87 Skipped: 11



ANSWER CHOICES	RESPONSES	
Strongly agree	24.14%	21
Agree	56.32%	49
Disagree	9.20%	8
Strongly disagree	2.30%	2
Don't know	8.05%	7
TOTAL		87

Q16 My child's school handles discipline fairly and reasonably.

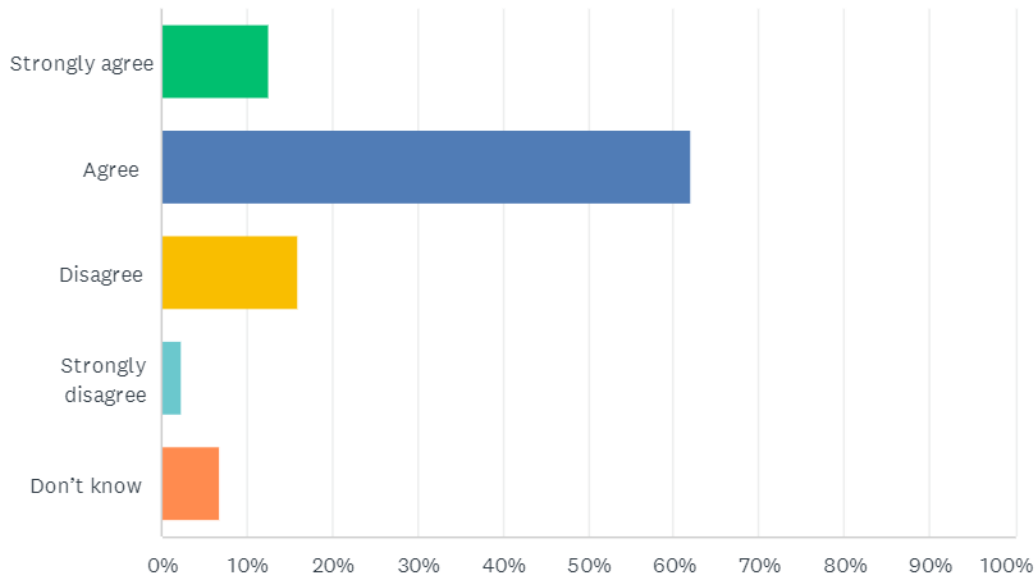
Answered: 87 Skipped: 11



ANSWER CHOICES	RESPONSES	
Strongly agree	9.20%	8
Agree	40.23%	35
Disagree	9.20%	8
Strongly disagree	8.05%	7
Don't know	33.33%	29
TOTAL		87

Q17 My child's school is safe.

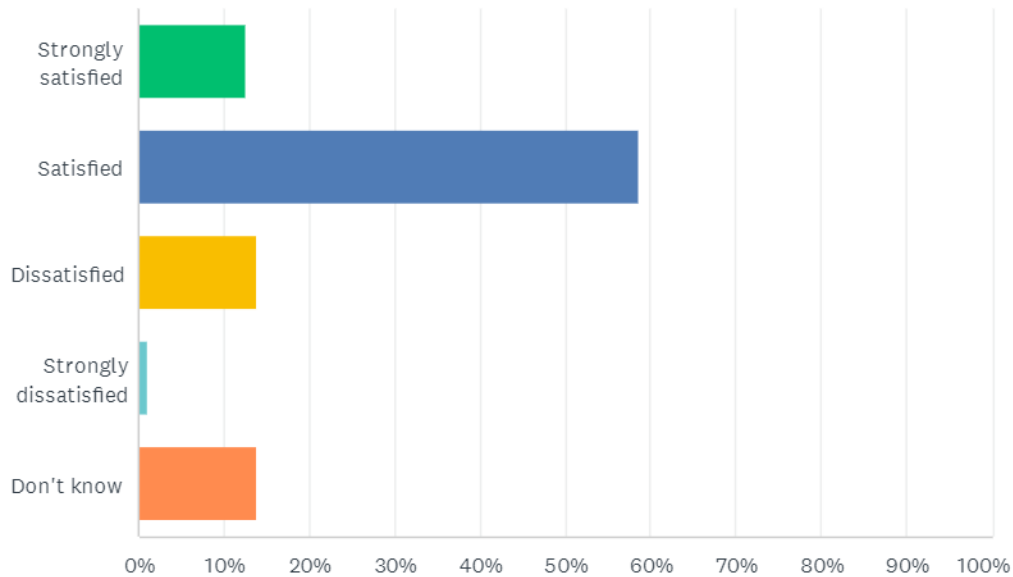
Answered: 87 Skipped: 11



ANSWER CHOICES	RESPONSES	
Strongly agree	12.64%	11
Agree	62.07%	54
Disagree	16.09%	14
Strongly disagree	2.30%	2
Don't know	6.90%	6
TOTAL		87

Q18 How satisfied are you with the resources available to support your child's learning?

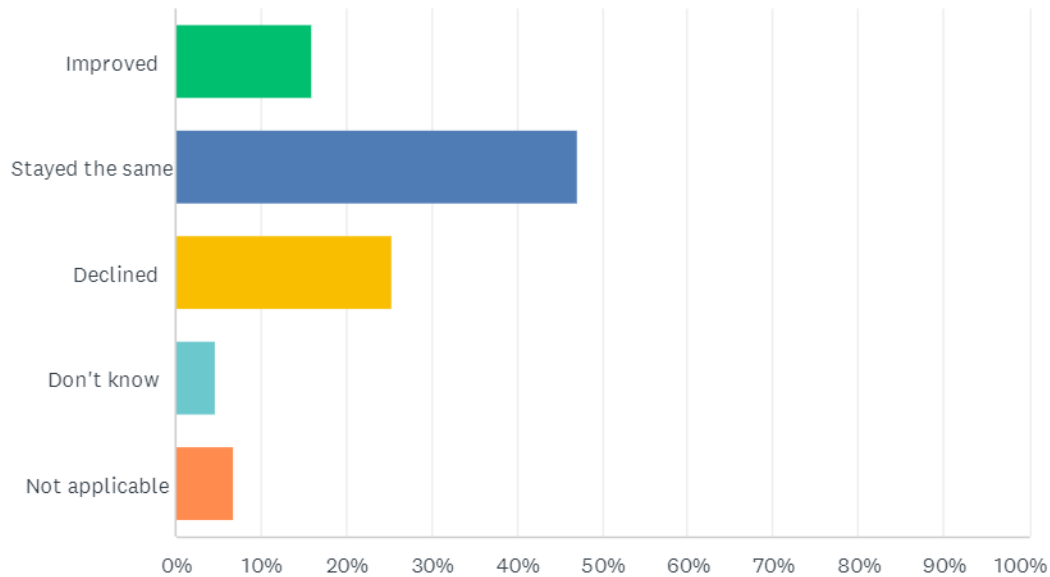
Answered: 87 Skipped: 11



ANSWER CHOICES	RESPONSES	
Strongly satisfied	12.64%	11
Satisfied	58.62%	51
Dissatisfied	13.79%	12
Strongly dissatisfied	1.15%	1
Don't know	13.79%	12
TOTAL		87

Q19 In your opinion, has the quality of education your child experienced improved, stayed the same or declined in the past three years?

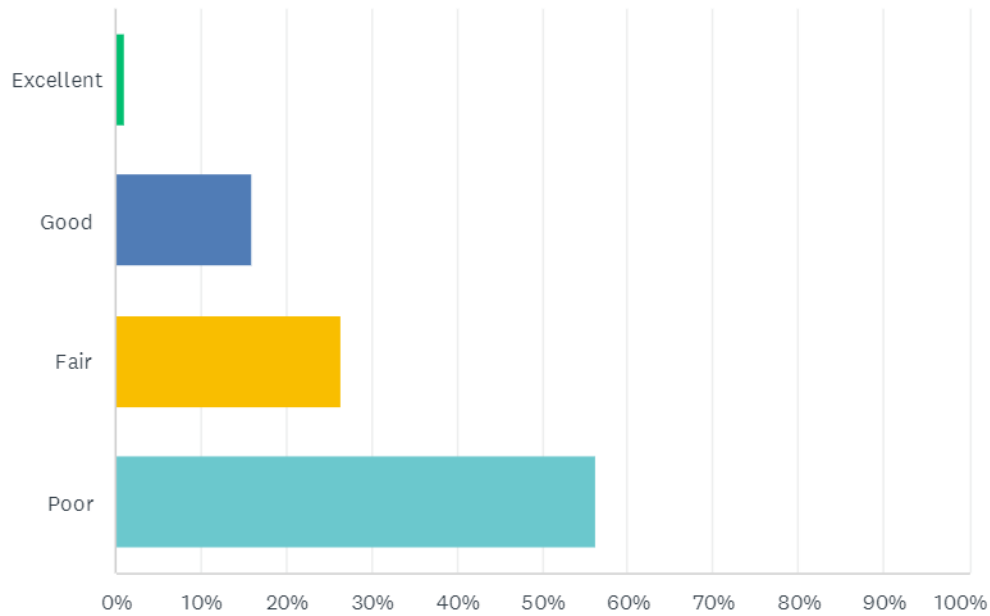
Answered: 87 Skipped: 11



ANSWER CHOICES	RESPONSES	
Improved	16.09%	14
Stayed the same	47.13%	41
Declined	25.29%	22
Don't know	4.60%	4
Not applicable	6.90%	6
TOTAL		87

Q20 How do you rate the physical condition of your child's school?

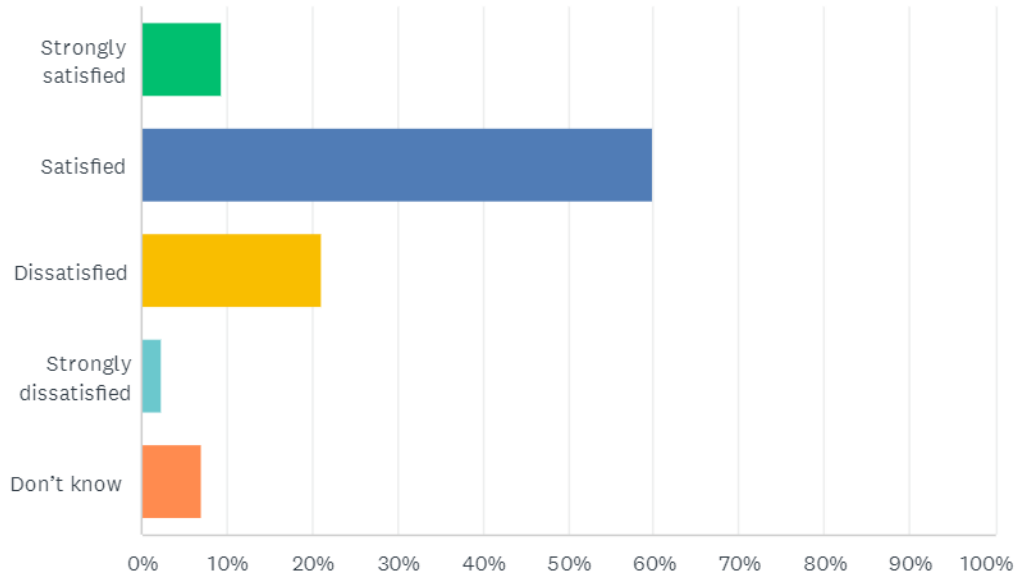
Answered: 87 Skipped: 11



ANSWER CHOICES	RESPONSES	
Excellent	1.15%	1
Good	16.09%	14
Fair	26.44%	23
Poor	56.32%	49
TOTAL		87

Q21 How satisfied are you with the opportunities provided to be involved in your child's education?

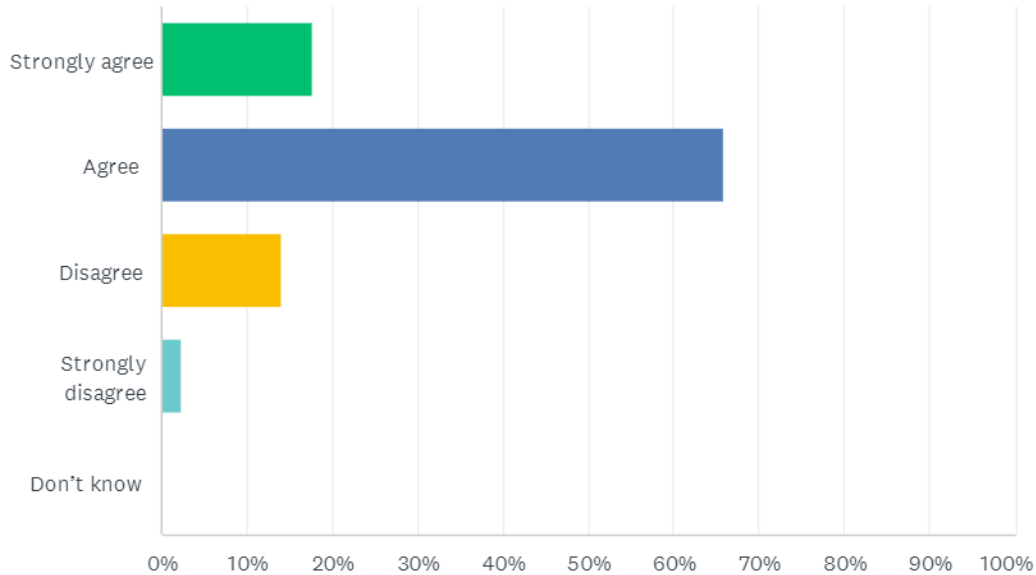
Answered: 85 Skipped: 13



ANSWER CHOICES	RESPONSES	
Strongly satisfied	9.41%	8
Satisfied	60.00%	51
Dissatisfied	21.18%	18
Strongly dissatisfied	2.35%	2
Don't know	7.06%	6
TOTAL		85

Q22 The school keeps me informed about my child's progress and achievement.

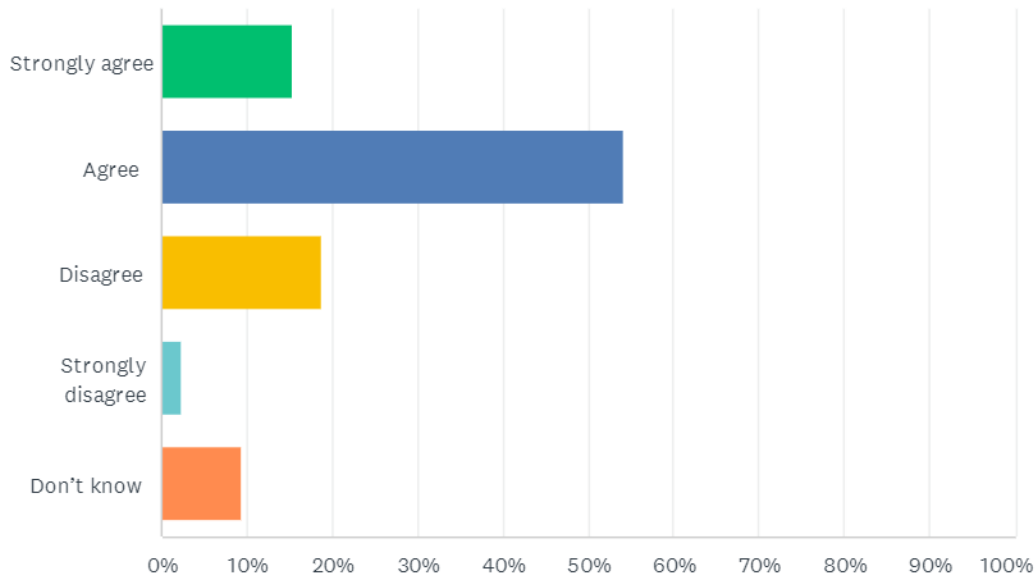
Answered: 85 Skipped: 13



ANSWER CHOICES	RESPONSES	
Strongly agree	17.65%	15
Agree	65.88%	56
Disagree	14.12%	12
Strongly disagree	2.35%	2
Don't know	0.00%	0
TOTAL		85

Q23 There is open and honest communication within my child's school.

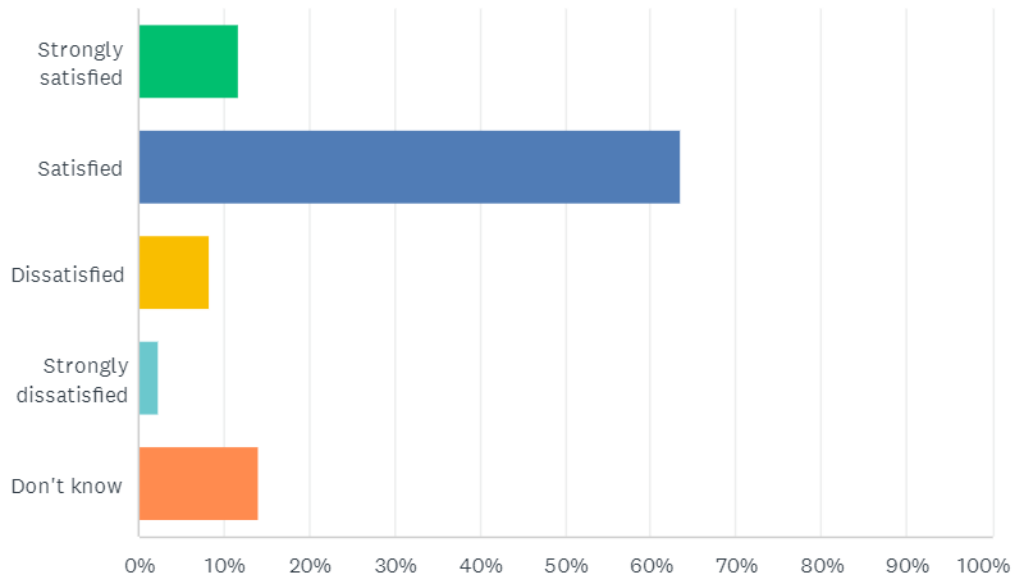
Answered: 85 Skipped: 13



ANSWER CHOICES	RESPONSES	
Strongly agree	15.29%	13
Agree	54.12%	46
Disagree	18.82%	16
Strongly disagree	2.35%	2
Don't know	9.41%	8
TOTAL		85

Q24 How satisfied are you with the Division's commitment to engaging families in matters that affect public education?

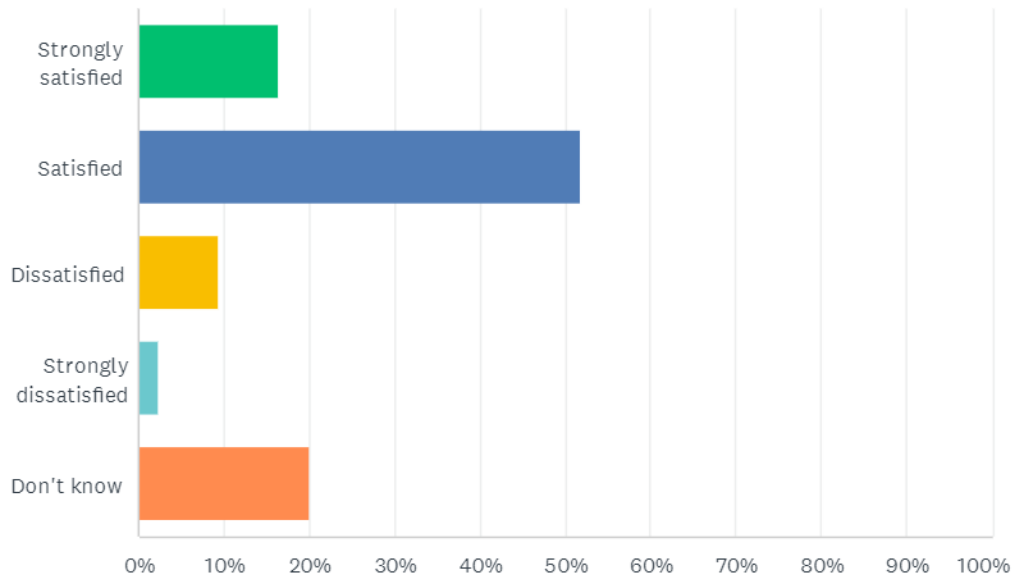
Answered: 85 Skipped: 13



ANSWER CHOICES	RESPONSES	
Strongly satisfied	11.76%	10
Satisfied	63.53%	54
Dissatisfied	8.24%	7
Strongly dissatisfied	2.35%	2
Don't know	14.12%	12
TOTAL		85

Q25 How satisfied are you with the Division's commitment to advocating for public education?

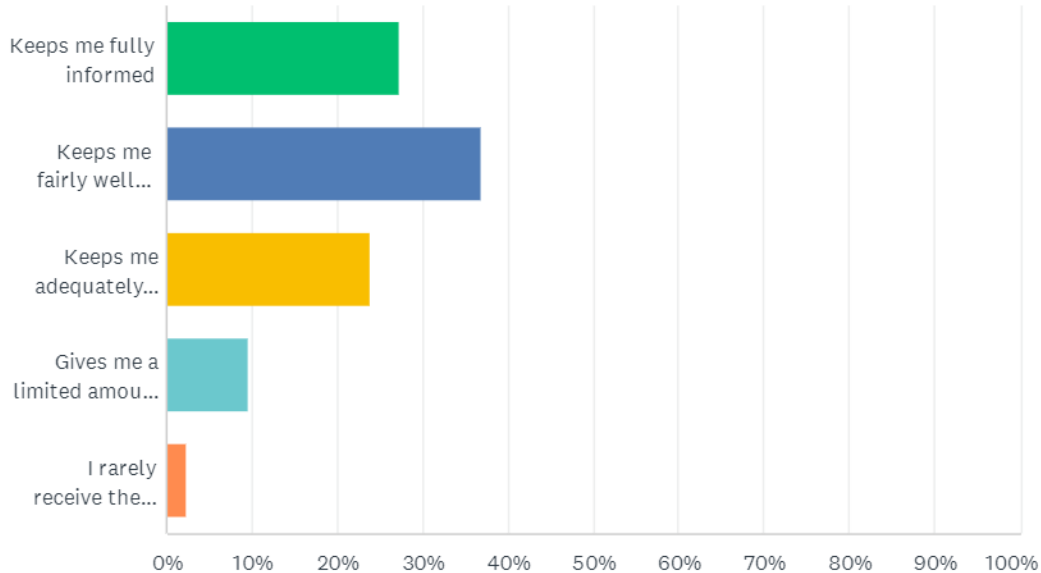
Answered: 85 Skipped: 13



ANSWER CHOICES	RESPONSES	
Strongly satisfied	16.47%	14
Satisfied	51.76%	44
Dissatisfied	9.41%	8
Strongly dissatisfied	2.35%	2
Don't know	20.00%	17
TOTAL		85

Q26 Elk Island Public Schools appreciates the opportunity to stay connected with parents about news, activities, programs and other matters of importance. What is your impression of the communication you receive from your child's school?

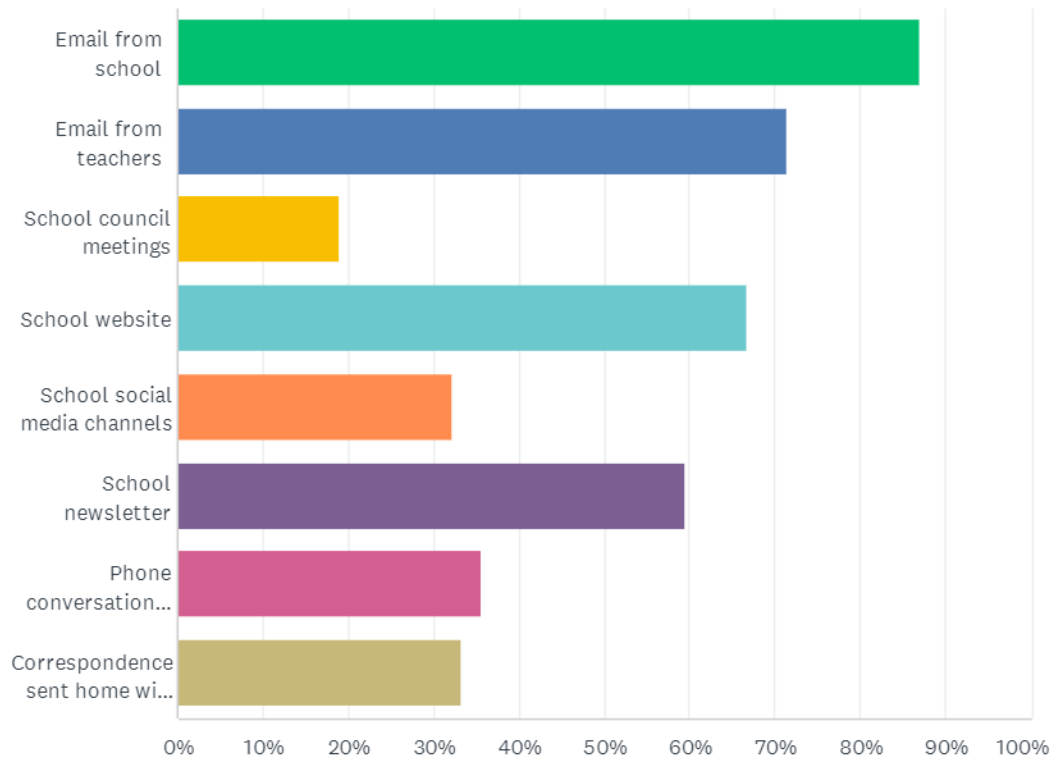
Answered: 84 Skipped: 14



ANSWER CHOICES	RESPONSES	
Keeps me fully informed	27.38%	23
Keeps me fairly well informed	36.90%	31
Keeps me adequately informed	23.81%	20
Gives me a limited amount of information	9.52%	8
I rarely receive the information I need	2.38%	2
TOTAL		84

Q27 Do you regularly make use of the following to keep up to date on school activities, programs, etc.? Check all that apply.

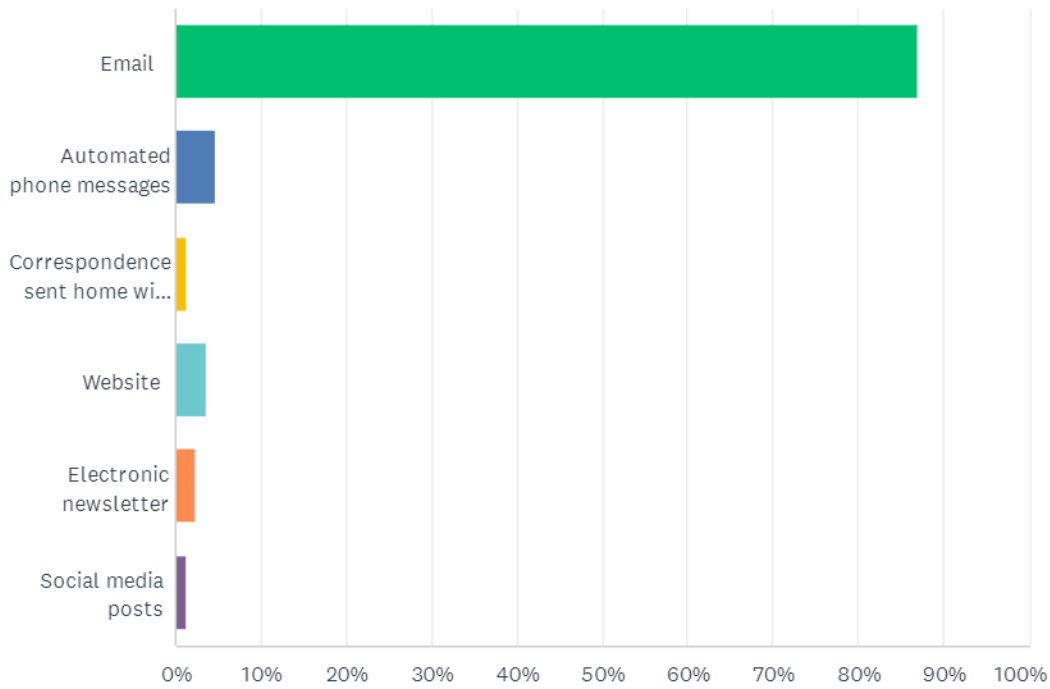
Answered: 84 Skipped: 14



ANSWER CHOICES	RESPONSES	
Email from school	86.90%	73
Email from teachers	71.43%	60
School council meetings	19.05%	16
School website	66.67%	56
School social media channels	32.14%	27
School newsletter	59.52%	50
Phone conversations with the school or teachers	35.71%	30
Correspondence sent home with my child	33.33%	28
Total Respondents: 84		

Q28 What is your most preferred method of communication from the school and Division?

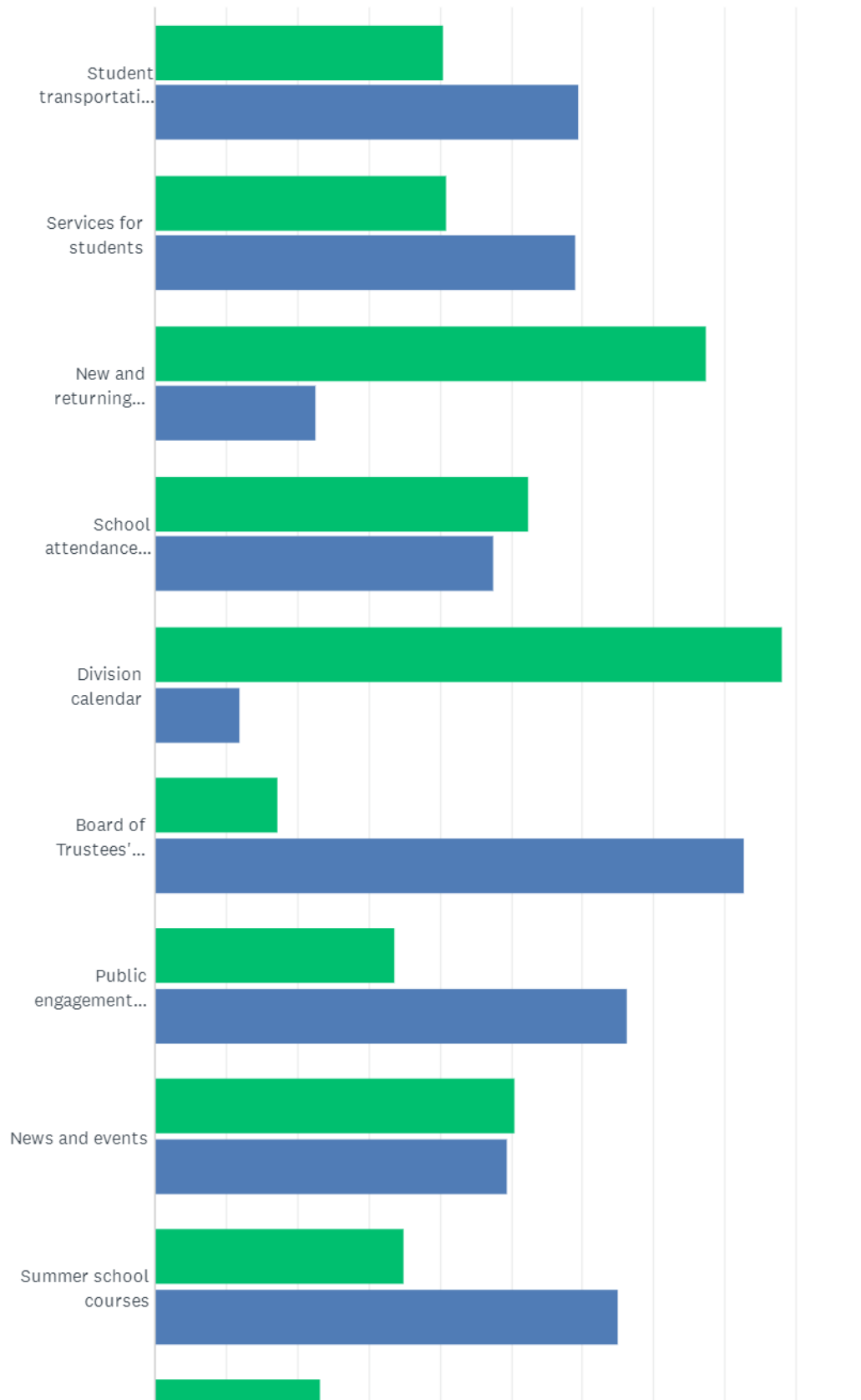
Answered: 84 Skipped: 14



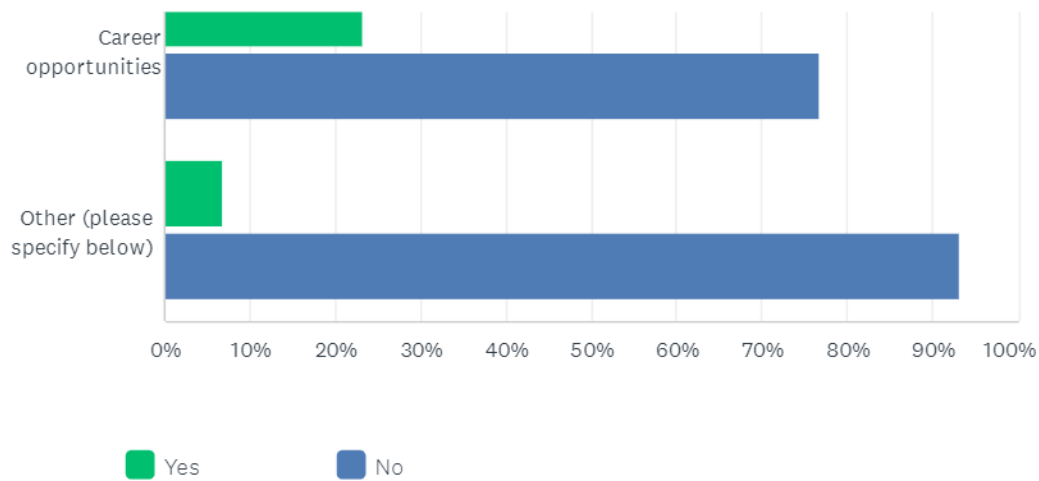
ANSWER CHOICES	RESPONSES	
Email	86.90%	73
Automated phone messages	4.76%	4
Correspondence sent home with my child	1.19%	1
Website	3.57%	3
Electronic newsletter	2.38%	2
Social media posts	1.19%	1
TOTAL		84

Q29 Do you visit the Division website (www.eips.ca) for information on:

Answered: 84 Skipped: 14



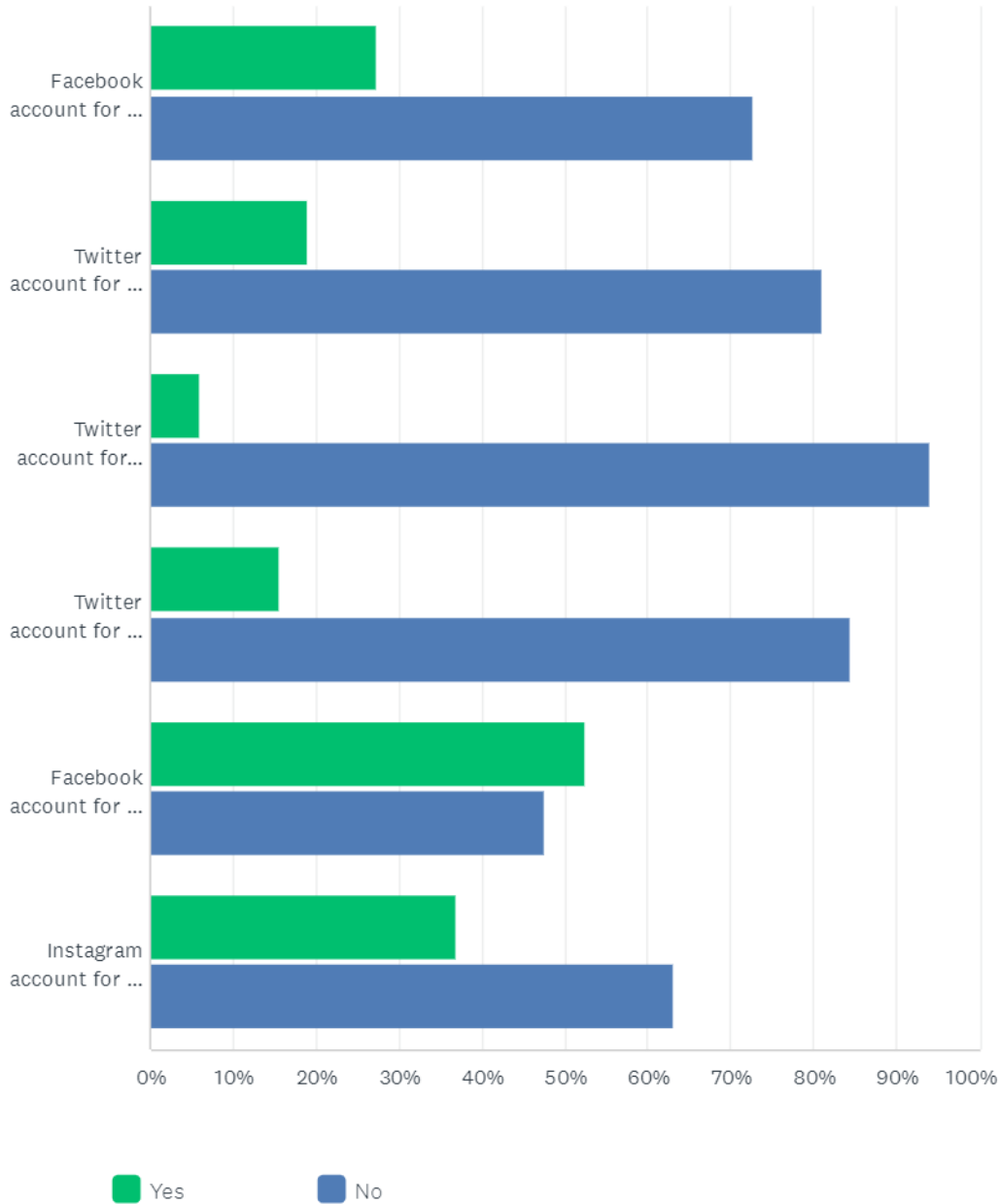
EIPS Parent Survey 2021-22



	YES	NO	TOTAL	WEIGHTED AVERAGE
Student transportation (busing)	40.48% 34	59.52% 50	84	1.40
Services for students	40.96% 34	59.04% 49	83	1.41
New and returning student registration	77.38% 65	22.62% 19	84	1.77
School attendance boundaries	52.38% 44	47.62% 40	84	1.52
Division calendar	88.10% 74	11.90% 10	84	1.88
Board of Trustees' meetings	17.28% 14	82.72% 67	81	1.17
Public engagement initiatives	33.73% 28	66.27% 55	83	1.34
News and events	50.60% 42	49.40% 41	83	1.51
Summer school courses	34.94% 29	65.06% 54	83	1.35
Career opportunities	23.17% 19	76.83% 63	82	1.23
Other (please specify below)	6.90% 4	93.10% 54	58	1.07

Q30 The Division and schools often share news and information on social media. Do you follow:

Answered: 84 Skipped: 14



EIPS Parent Survey 2021-22

	YES	NO	TOTAL	WEIGHTED AVERAGE
Facebook account for the Division (@ElkIslandPublicSchools)	27.38% 23	72.62% 61	84	1.27
Twitter account for the Division (@eips)	19.05% 16	80.95% 68	84	1.19
Twitter account for EIPS Student Transportation (@eipsST)	5.95% 5	94.05% 79	84	1.06
Twitter account for my child's school, if applicable	15.48% 13	84.52% 71	84	1.15
Facebook account for my child's school, if applicable	52.38% 44	47.62% 40	84	1.52
Instagram account for my child's school, if applicable	36.90% 31	63.10% 53	84	1.37