



The Parent's Guide to **GOOGLE CLASSROOM**

What is Google Classroom?

Google classroom is the online tool that E PS and Sherwood Heights are using for remote learning.

Teachers will use this to share assignments learning materials and much more with students and parents.



Getting Started



Your child was provided with an EIPS email address and password that they can use to sign into Google Apps.

Check with your child to obtain this information or contact the SWH office.

Getting Started

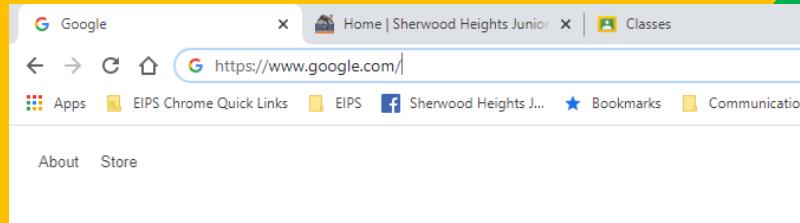


1

Click on the
Google Chrome
browser icon.

If you do not have Chrome
you can download it [here](#).

Getting Started



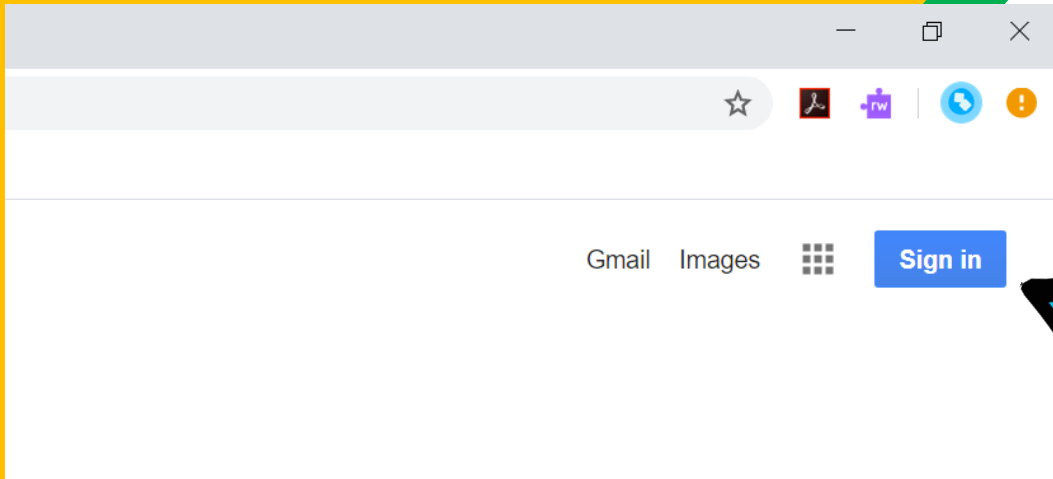
2

Go to
www.google.com
in your address
bar.

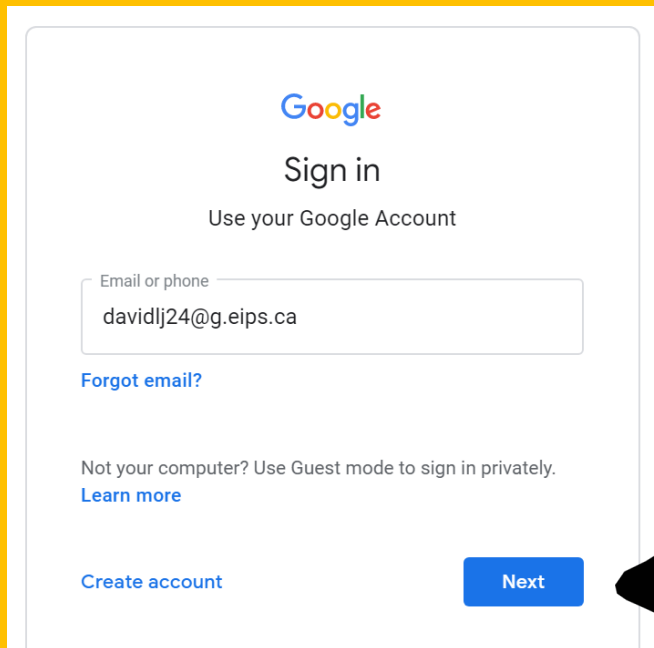
Getting Started

3

Click on "Sign in" in the upper right hand corner of the browser window.




Getting Started



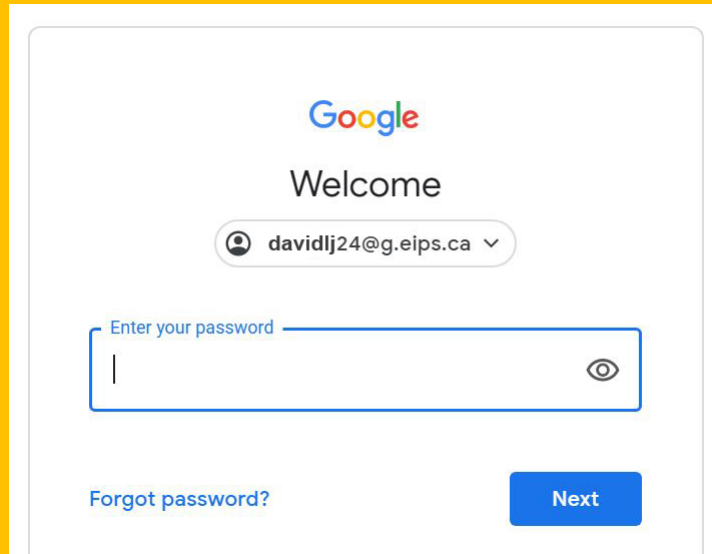
A screenshot of the Google sign-in page. At the top is the Google logo. Below it is the text "Sign in" and "Use your Google Account". There is a text input field labeled "Email or phone" containing the email address "davidlj24@g.eips.ca". Below the input field is a link that says "Forgot email?". Further down is the text "Not your computer? Use Guest mode to sign in privately." followed by a link "Learn more". At the bottom left is a link "Create account" and at the bottom right is a blue button labeled "Next".

4

Type in your Child's EIPS email address and click "Next".



Getting Started



A screenshot of the Google account sign-in interface. At the top is the Google logo. Below it is the word "Welcome". Underneath is a dropdown menu showing the email address "davidlj24@g.eips.ca" with a downward arrow. Below the email is a password input field with the placeholder text "Enter your password" and a small eye icon to the right. At the bottom left of the form is a link that says "Forgot password?". At the bottom right is a blue button labeled "Next".

5

Type in your
child's password
and click "Next".

Images

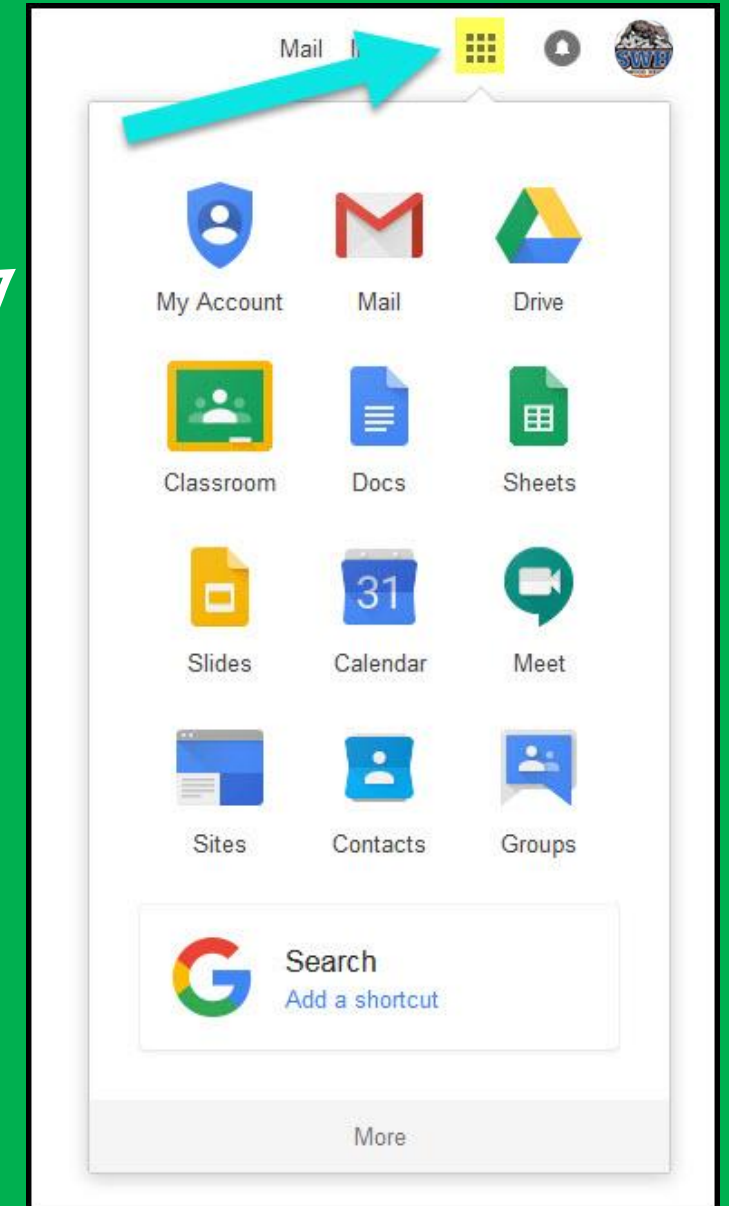


Google Account: David Johnson
(davidlj24@g.eips.ca)

NOW YOU'LL SEE
that you are signed in to
your Google Apps for
Education account!

GOOGLE SUITE

Click on the 9 squares waffle/Rubik's cube icon in the top right hand corner to see the Google Suite of products.



GOOGLE ICONS TO RECOGNIZE:



CHROME



DOCS




DRIVE



SLIDES



SHEETS



FORMS



CALENDAR



GMAIL



PHOTOS



MAPS



KEEP



CLASSROOM



MEET



HANGOUTS



SITES



CONTACTS



CLOUD



CLOUD SEARCH



YOUTUBE




NEWS



VAULT



MY ACCOUNT

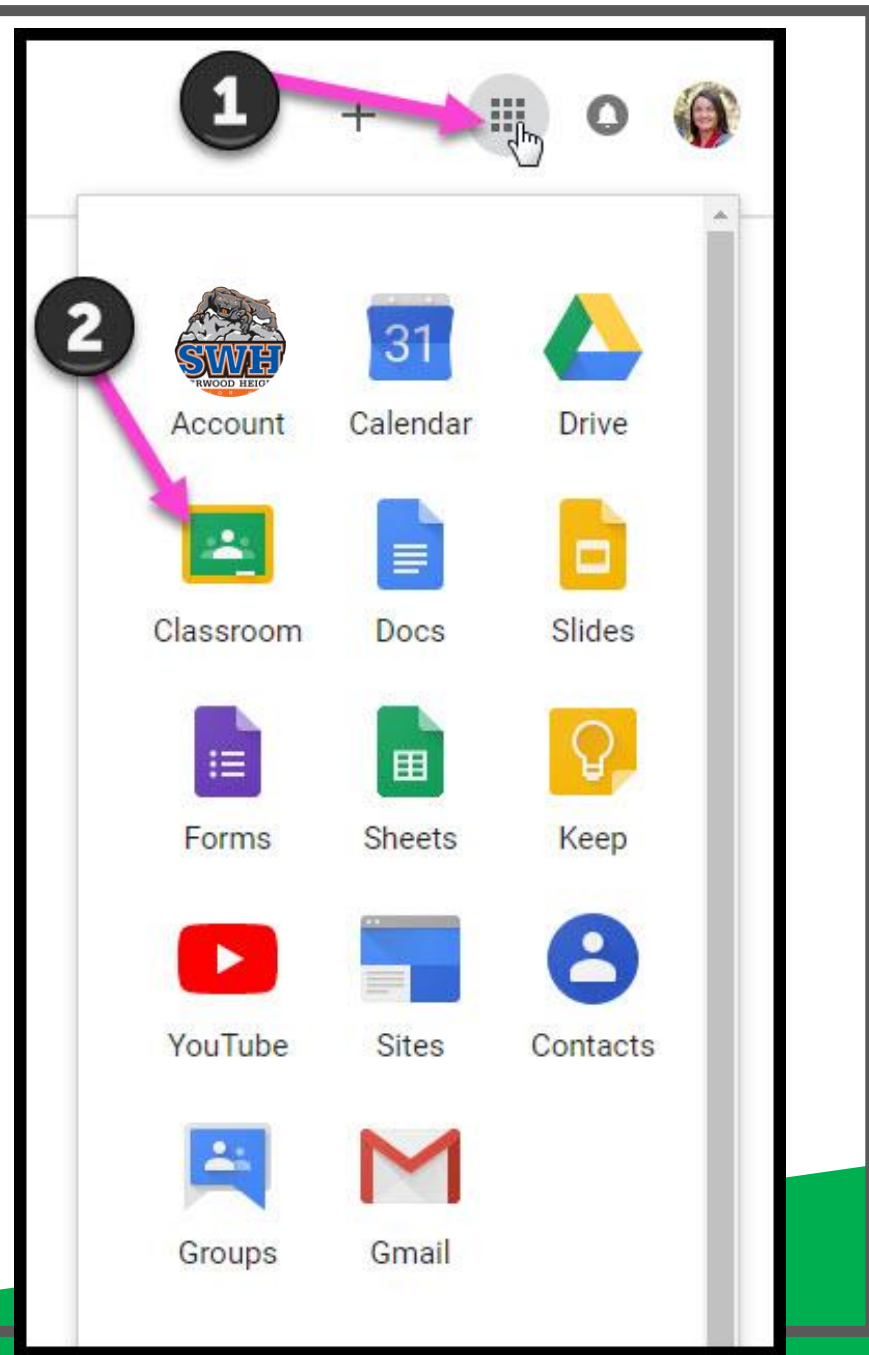


GROUPS

Navigating Classroom

1

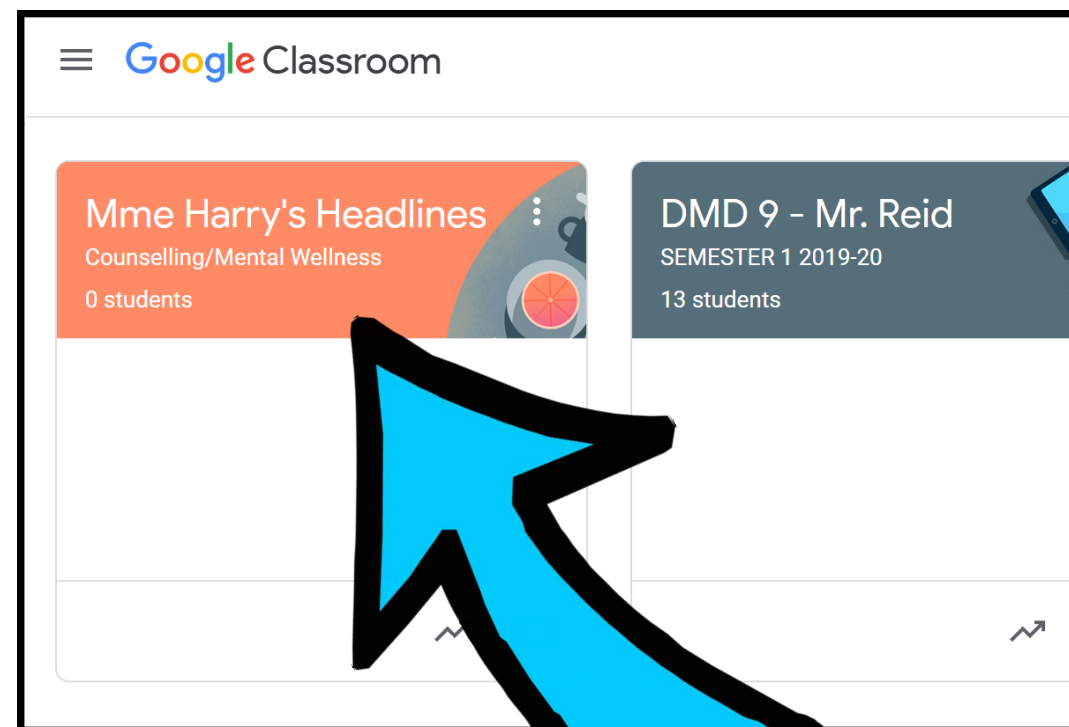
Click on the waffle button and then the Google Classroom button.



Navigating Classroom

2

Click on the classroom you wish to view.

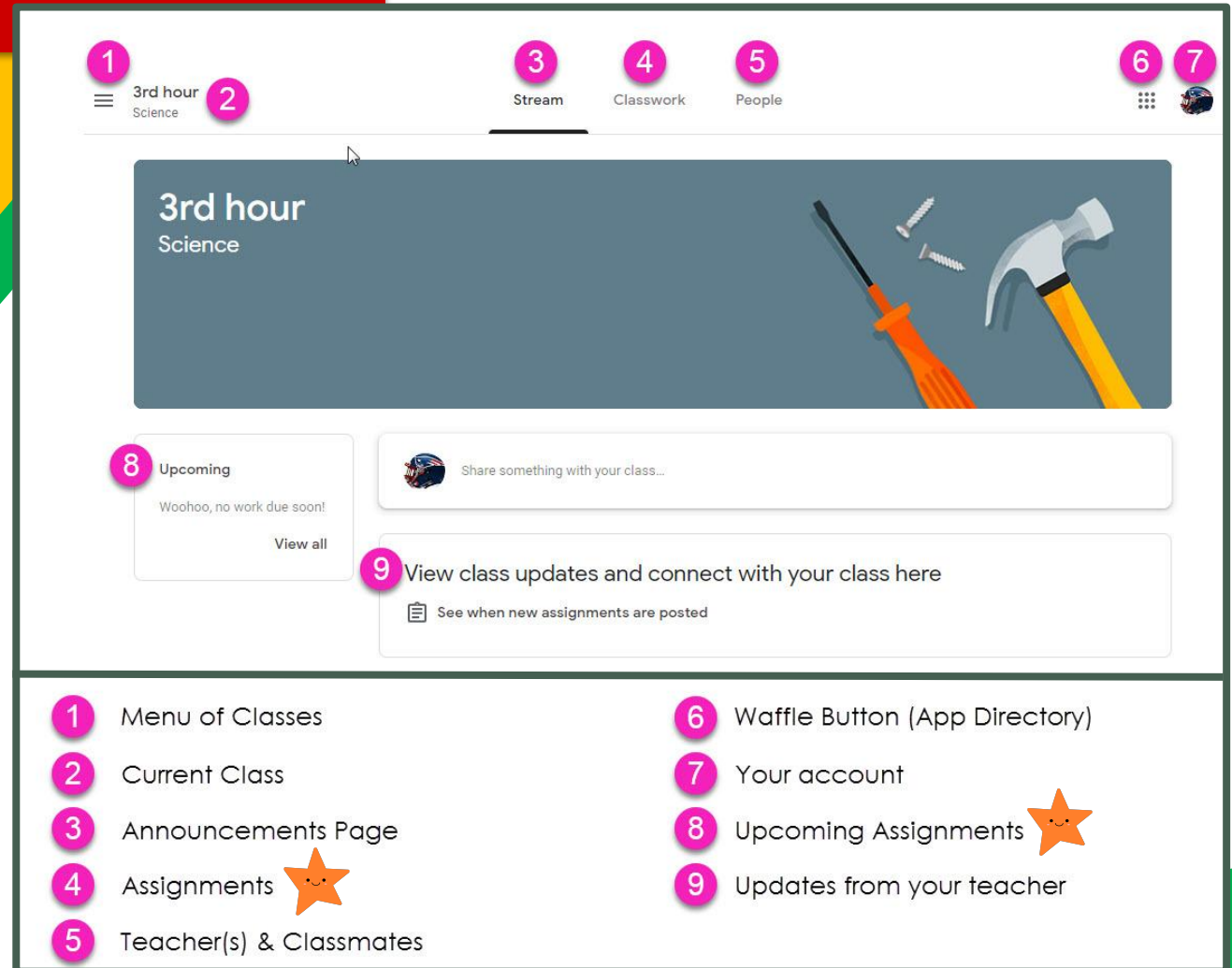


Navigating Classroom



 = High Interest for Parents

3

Page tools
left side



The screenshot shows the Classroom app interface for a class named "3rd hour Science". The interface includes a top navigation bar with tabs for Stream, Classwork, and People. A left sidebar contains a menu of classes. The main content area displays the class name, a cover image of tools, and a section for upcoming assignments. A bottom section shows class updates and a share button. Numbered callouts 1-9 point to specific UI elements: 1. Menu of Classes, 2. Current Class, 3. Announcements Page, 4. Assignments (marked with a star), 5. Teacher(s) & Classmates, 6. Waffle Button (App Directory), 7. Your account, 8. Upcoming Assignments (marked with a star), and 9. Updates from your teacher.

- 1 Menu of Classes
- 2 Current Class
- 3 Announcements Page
- 4 Assignments 
- 5 Teacher(s) & Classmates
- 6 Waffle Button (App Directory)
- 7 Your account
- 8 Upcoming Assignments 
- 9 Updates from your teacher

Navigating Classroom

4

Assignment details.

The screenshot shows the Classroom interface with the following elements and callouts:

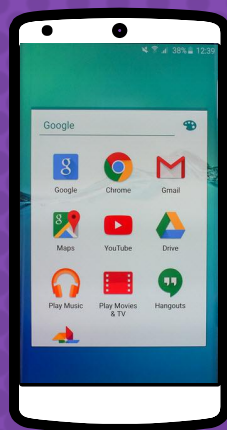
- 1** Classwork Tab
- 2** View your work
- 3** Google Calendar
- 4** Class Drive folder
- 5** All topics
- 6** Benchmark Tests
- 7** For the Week of September 2 - 6
- 8** Due Today
- 9** Assigned
- 10** Attached files/links
- 11** View Assignment

The interface displays the following content:

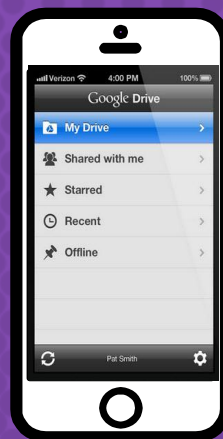
- Stream tab selected
- View your work button
- Google Calendar and Class Drive folder links
- All topics sidebar
- Benchmark Tests section with STAR Math Benchmark Test - BOY (Due Sep 3)
- Daily Lesson Files section with For the Week of September 2 - 6 (Due Today)
- Assignment details for For the Week of September 2 - 6: Posted Sep 3, Monday - NO SCHOOL (Labor Day), Tuesday - Multistep Equations (Also STAR Math Benchmark), Wednesday - Variables on Both Sides, Thursday - Infinite & No Solution Equations, Friday - Algebraic Proportions
- Attached files: Day 1 - Multistep Equatio... PDF, Day 2 - Variables on Both... PDF, Day 3 - Infinite & No Solu... PDF, Day 4 - Algebraic Propor... PDF
- View Assignment button

1	Classwork Tab	5	Topics available	9	Assignment Status
2	See your Grades	6	Topic Headings	10	Attached files/links
3	See Due Dates	7	Assignment Title	11	Click to view assignment
4	View your files	8	Assignment Due Date		

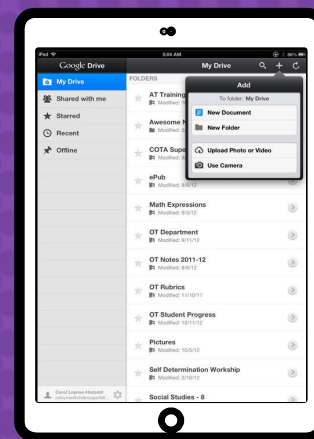
ACCESS ANYWHERE



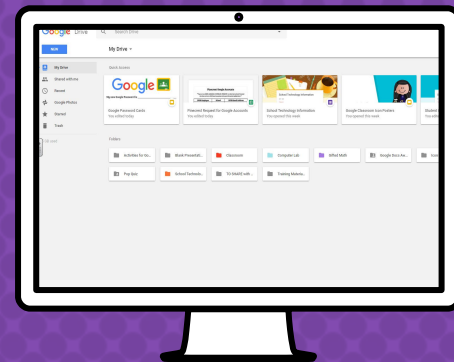
ANDROID



IPHONE



TABLET



DESKTOP

Mme Harry's Headlines:

This is your child's connection to our school counselor and mental health resources.

Cougar's Complementary Corner:

This is a class that will have a selection of activities based on complementary courses that students can do at home! ALL students will have access to these activities, even if they aren't in that course (eg. Foods)

COURSES:

Your child should have the following courses:

Core Courses:

- Math
- Social Studies
- English Language Arts
- Science
- French Language Arts (Immersion Only)

Supporting Courses:

- Mme Harry's Headlines
- Cougar's Complementary Corner
- Wellness/PhysEd



GOOGLE APPS

allow you to access and
edit assignments from
any device that has
access to the internet!



Download on the
App Store



GET IT ON
Google Play

QUESTIONS?



email your child's teacher or call the school.