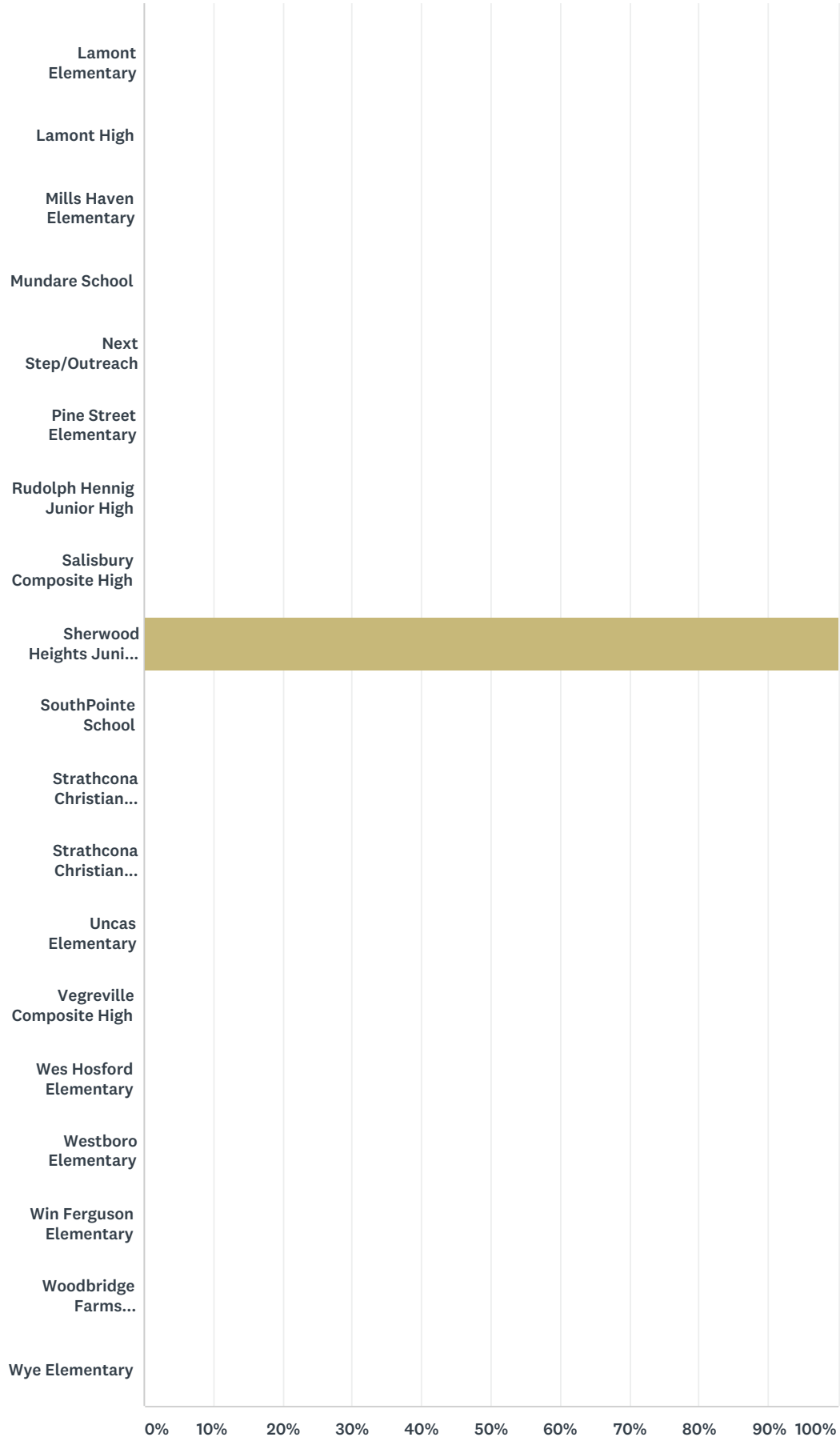


Q1 What school does your child currently attend?

Answered: 120 Skipped: 0

A.L. Horton Elementary									
Andrew School									
Ardrossan Elementary									
Ardrossan Junior Senio...									
Bev Facey Community High									
Brentwood Elementary									
Bruderheim School									
Clover Bar Junior High									
Davidson Creek Elementary									
École Campbelltown									
École Parc Élémentaire									
F.R. Haythorne Junior High									
Fort Saskatchewan...									
Fort Saskatchewan...									
Fort Saskatchewan...									
Fultonvale Elementary...									
Glen Allan Elementary									
James Mowat Elementary									
Lakeland Ridge									

EIPS Parent Survey 2018-19



EIPS Parent Survey 2018-19

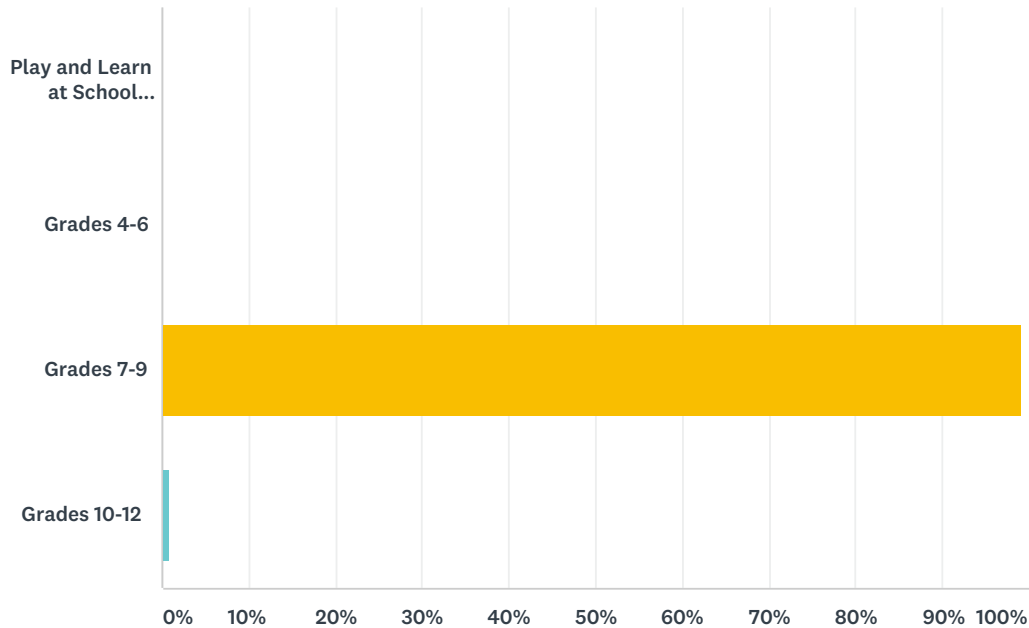
ANSWER CHOICES	RESPONSES	
A.L. Horton Elementary	0.00%	0
Andrew School	0.00%	0
Ardrossan Elementary	0.00%	0
Ardrossan Junior Senior High	0.00%	0
Bev Facey Community High	0.00%	0
Brentwood Elementary	0.00%	0
Bruderheim School	0.00%	0
Clover Bar Junior High	0.00%	0
Davidson Creek Elementary	0.00%	0
École Campbelltown	0.00%	0
École Parc Élémentaire	0.00%	0
F.R. Haythorne Junior High	0.00%	0
Fort Saskatchewan Christian	0.00%	0
Fort Saskatchewan Elementary	0.00%	0
Fort Saskatchewan Senior High	0.00%	0
Fultonvale Elementary Junior High	0.00%	0
Glen Allan Elementary	0.00%	0
James Mowat Elementary	0.00%	0
Lakeland Ridge	0.00%	0
Lamont Elementary	0.00%	0
Lamont High	0.00%	0
Mills Haven Elementary	0.00%	0
Mundare School	0.00%	0
Next Step/Outreach	0.00%	0
Pine Street Elementary	0.00%	0
Rudolph Hennig Junior High	0.00%	0
Salisbury Composite High	0.00%	0
Sherwood Heights Junior High	100.00%	120
SouthPointe School	0.00%	0
Strathcona Christian Academy Elementary	0.00%	0
Strathcona Christian Academy Secondary	0.00%	0
Uncas Elementary	0.00%	0
Vegreville Composite High	0.00%	0
Wes Hosford Elementary	0.00%	0

EIPS Parent Survey 2018-19

Westboro Elementary	0.00%	0
Win Ferguson Elementary	0.00%	0
Woodbridge Farms Elementary	0.00%	0
Wye Elementary	0.00%	0
TOTAL		120

Q2 What grade is your child currently in?

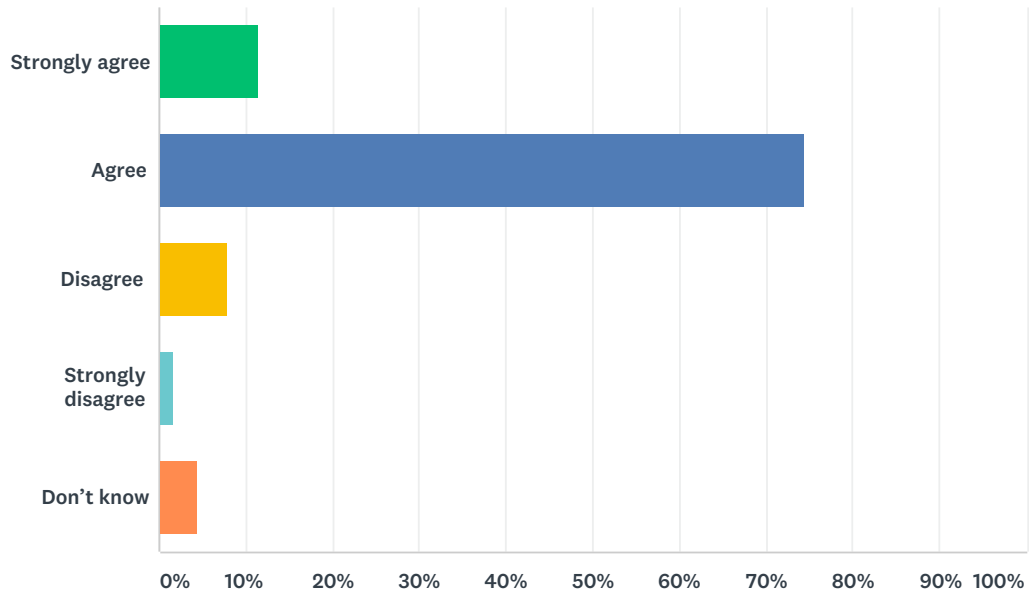
Answered: 120 Skipped: 0



ANSWER CHOICES	RESPONSES	
Play and Learn at School (PALS) Kindergarten Grades 1-3	0.00%	0
Grades 4-6	0.00%	0
Grades 7-9	99.17%	119
Grades 10-12	0.83%	1
TOTAL		120

Q3 My child's individual needs are met.

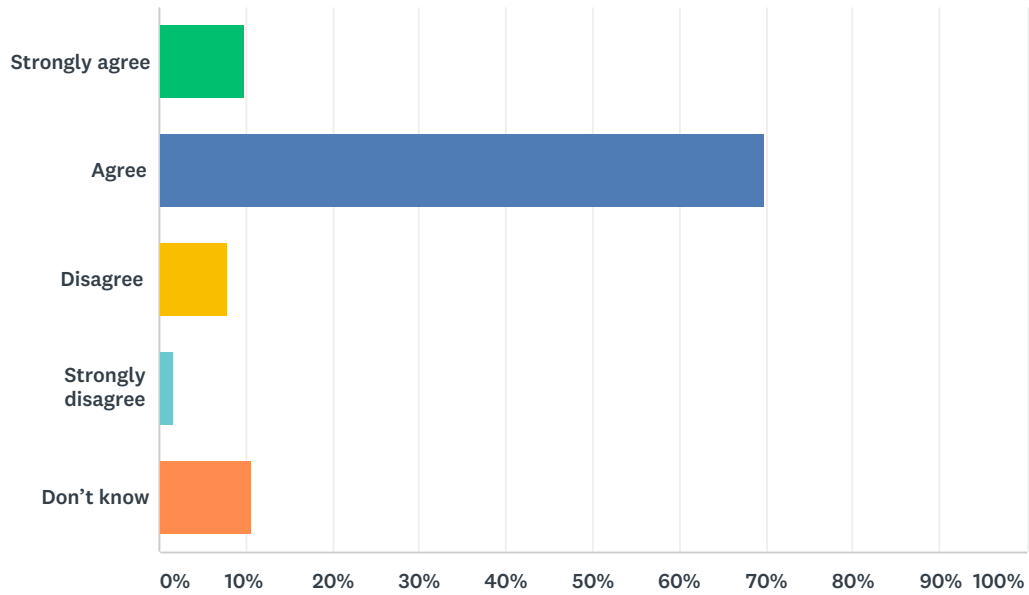
Answered: 114 Skipped: 6



ANSWER CHOICES	RESPONSES	
Strongly agree	11.40%	13
Agree	74.56%	85
Disagree	7.89%	9
Strongly disagree	1.75%	2
Don't know	4.39%	5
TOTAL		114

Q4 My child is encouraged at school to do his or her best.

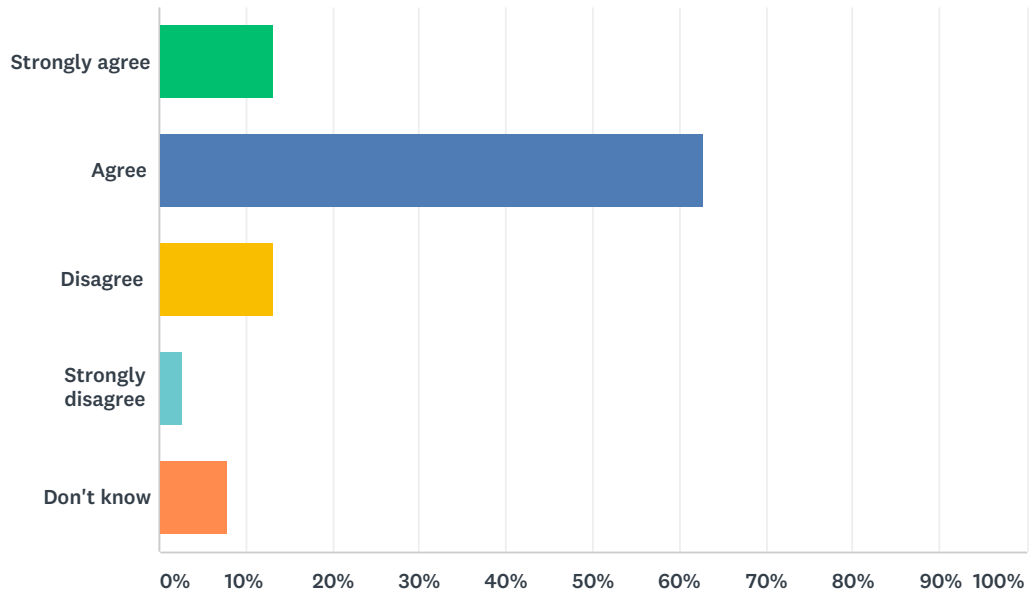
Answered: 113 Skipped: 7



ANSWER CHOICES	RESPONSES	
Strongly agree	9.73%	11
Agree	69.91%	79
Disagree	7.96%	9
Strongly disagree	1.77%	2
Don't know	10.62%	12
TOTAL		113

Q5 My child is demonstrating growth in literacy.

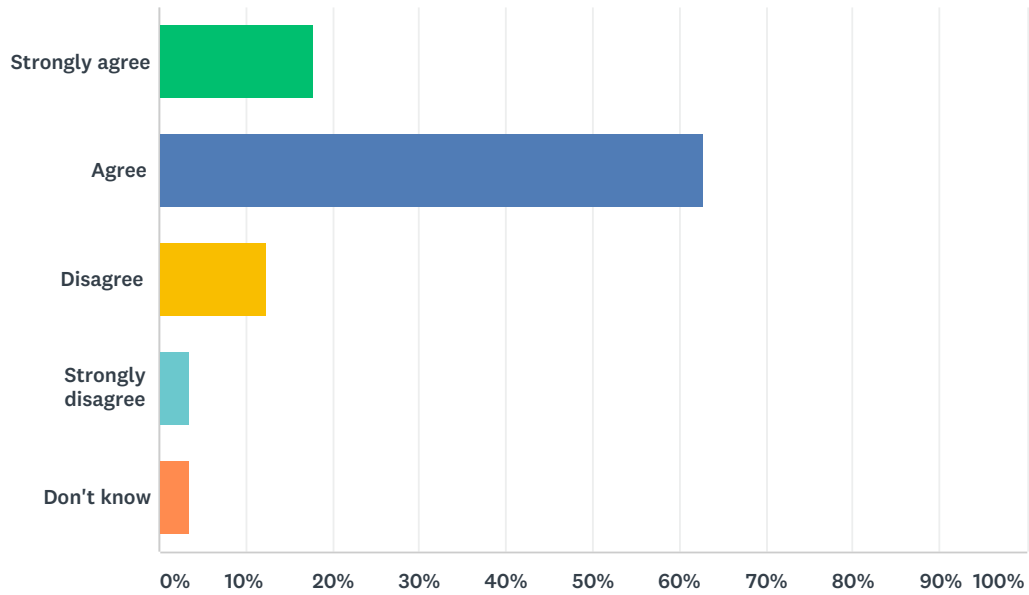
Answered: 113 Skipped: 7



ANSWER CHOICES	RESPONSES	
Strongly agree	13.27%	15
Agree	62.83%	71
Disagree	13.27%	15
Strongly disagree	2.65%	3
Don't know	7.96%	9
TOTAL		113

Q6 My child is demonstrating growth in numeracy.

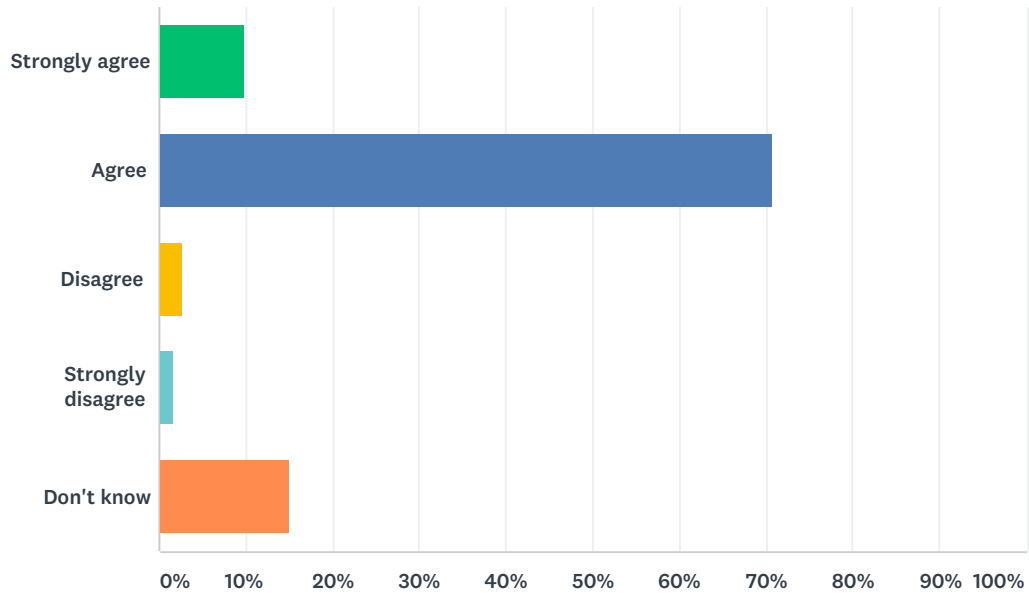
Answered: 113 Skipped: 7



ANSWER CHOICES	RESPONSES	
Strongly agree	17.70%	20
Agree	62.83%	71
Disagree	12.39%	14
Strongly disagree	3.54%	4
Don't know	3.54%	4
TOTAL		113

Q7 My child has an understanding of First Nations, Métis and Inuit culture and history.

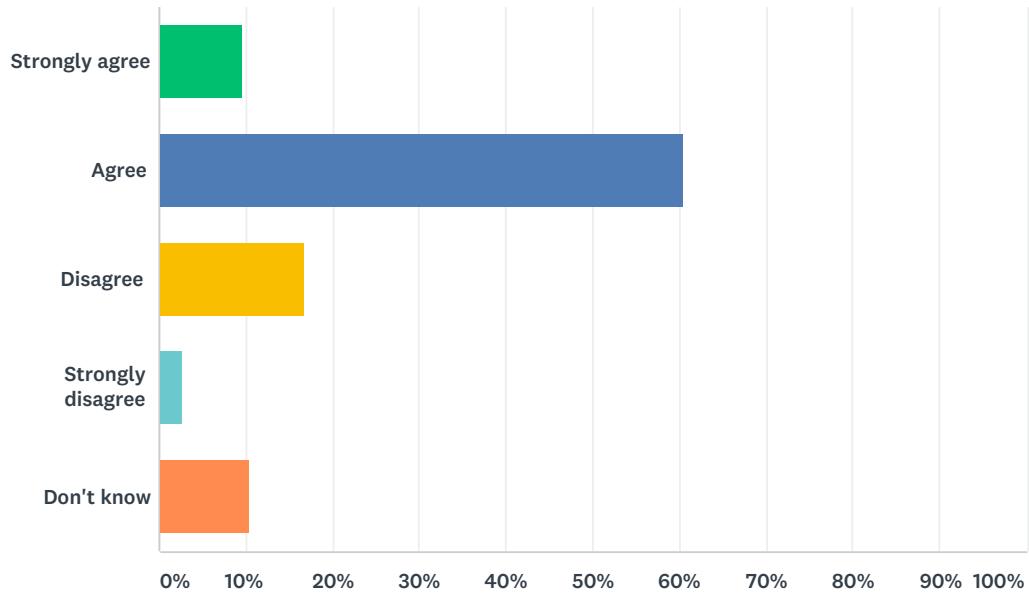
Answered: 113 Skipped: 7



ANSWER CHOICES	RESPONSES	
Strongly agree	9.73%	11
Agree	70.80%	80
Disagree	2.65%	3
Strongly disagree	1.77%	2
Don't know	15.04%	17
TOTAL		113

Q8 My child is being taught knowledge, skills and attitudes necessary to be successful in life.

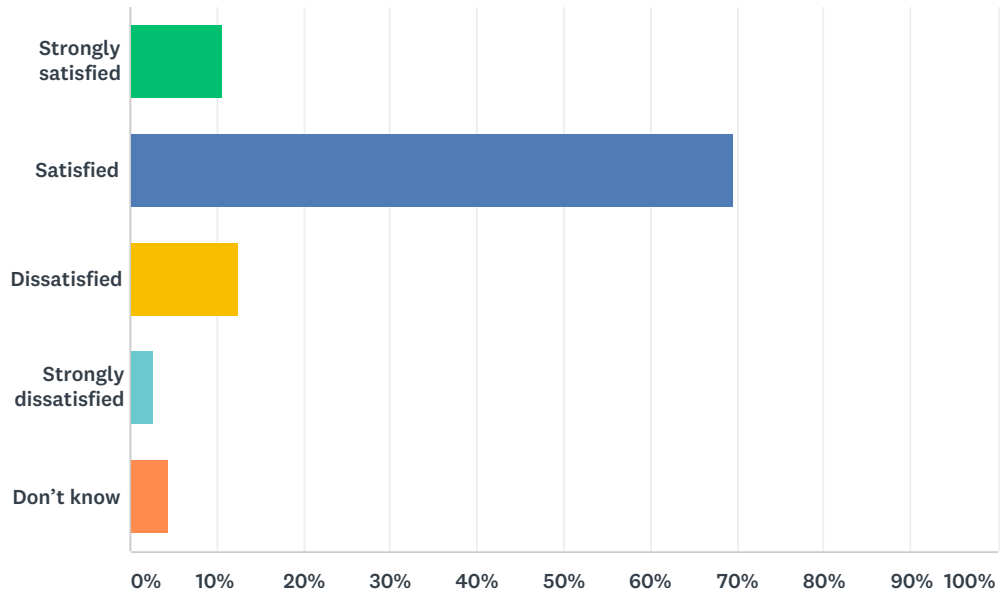
Answered: 114 Skipped: 6



ANSWER CHOICES	RESPONSES	
Strongly agree	9.65%	11
Agree	60.53%	69
Disagree	16.67%	19
Strongly disagree	2.63%	3
Don't know	10.53%	12
TOTAL		114

Q9 How satisfied are you with the quality of education your child is receiving at his or her school?

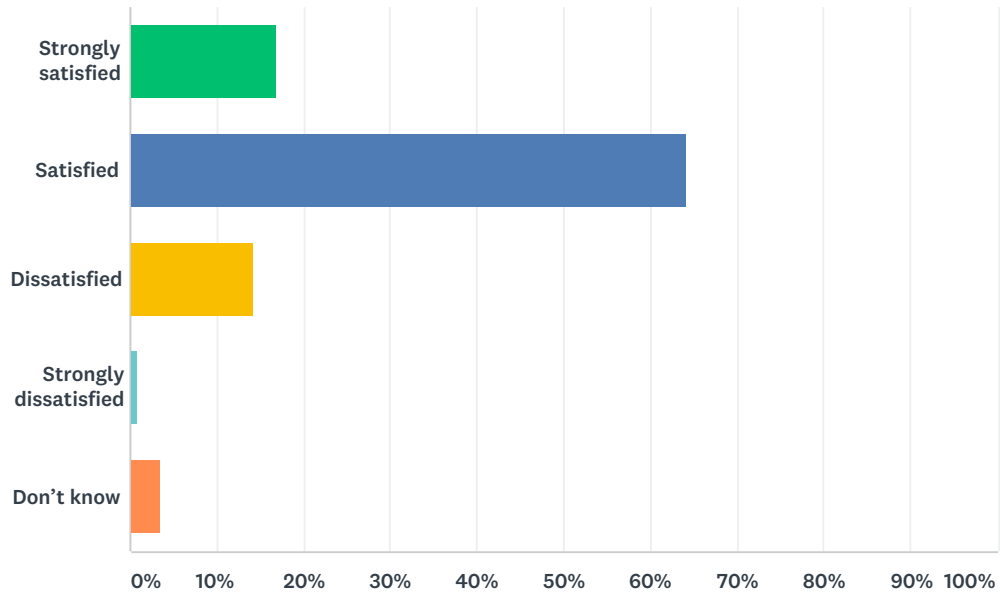
Answered: 112 Skipped: 8



ANSWER CHOICES	RESPONSES	
Strongly satisfied	10.71%	12
Satisfied	69.64%	78
Dissatisfied	12.50%	14
Strongly dissatisfied	2.68%	3
Don't know	4.46%	5
TOTAL		112

Q10 How satisfied are you with the quality of teaching at your child's school?

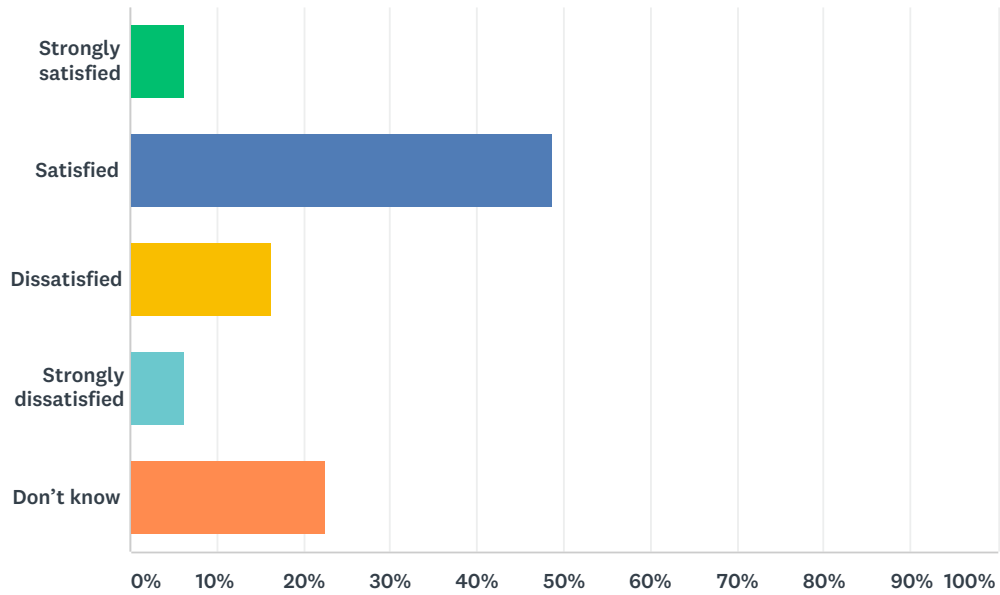
Answered: 112 Skipped: 8



ANSWER CHOICES	RESPONSES	
Strongly satisfied	16.96%	19
Satisfied	64.29%	72
Dissatisfied	14.29%	16
Strongly dissatisfied	0.89%	1
Don't know	3.57%	4
TOTAL		112

Q11 How satisfied are you with the leadership in your child's school?

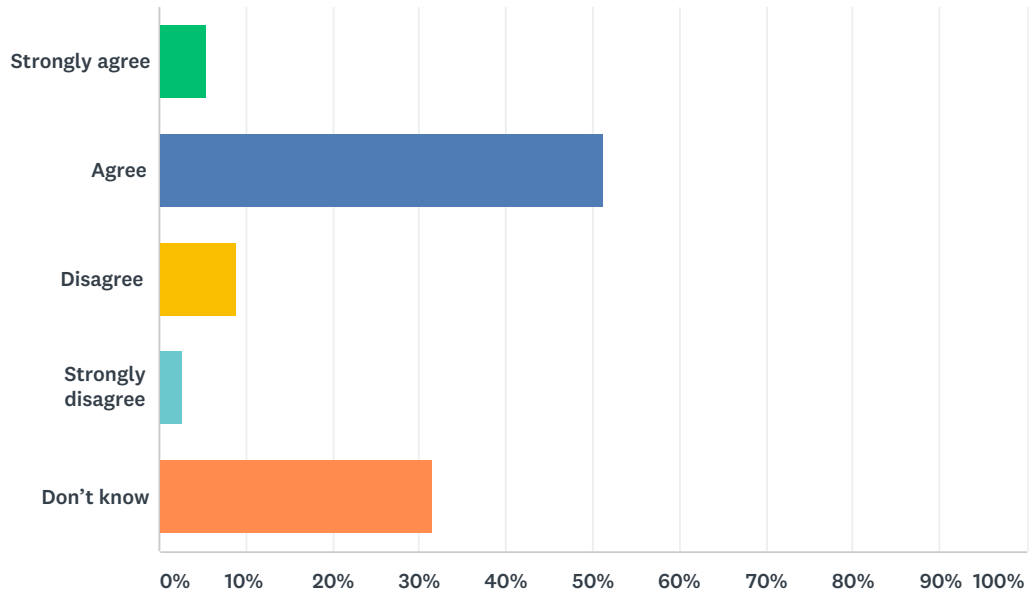
Answered: 111 Skipped: 9



ANSWER CHOICES	RESPONSES	
Strongly satisfied	6.31%	7
Satisfied	48.65%	54
Dissatisfied	16.22%	18
Strongly dissatisfied	6.31%	7
Don't know	22.52%	25
TOTAL		111

Q12 The rights and responsibilities of citizenship are reinforced in my child's school.

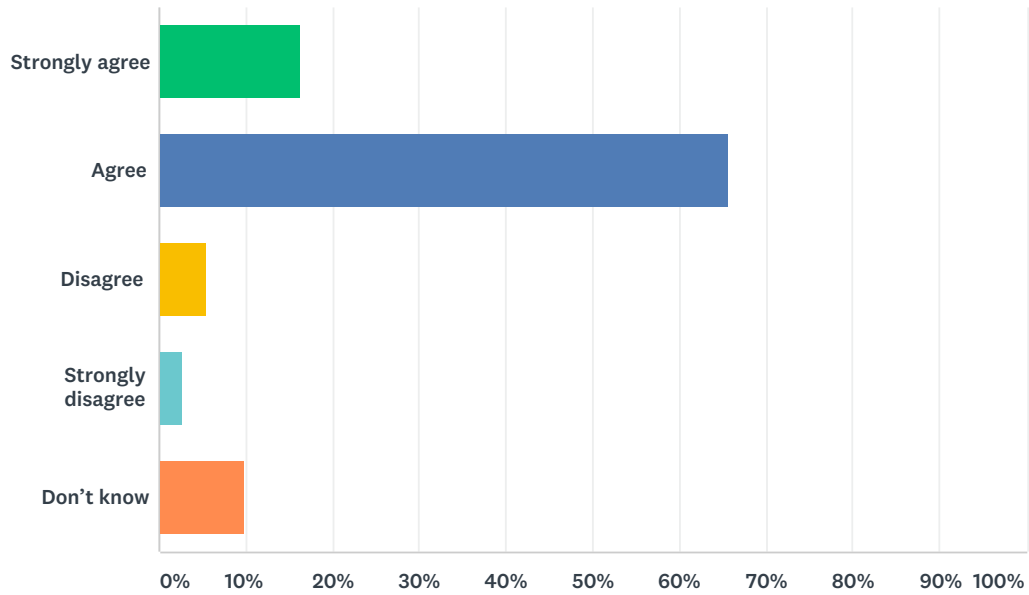
Answered: 111 Skipped: 9



ANSWER CHOICES	RESPONSES	
Strongly agree	5.41%	6
Agree	51.35%	57
Disagree	9.01%	10
Strongly disagree	2.70%	3
Don't know	31.53%	35
TOTAL		111

Q13 The school staff care about my child.

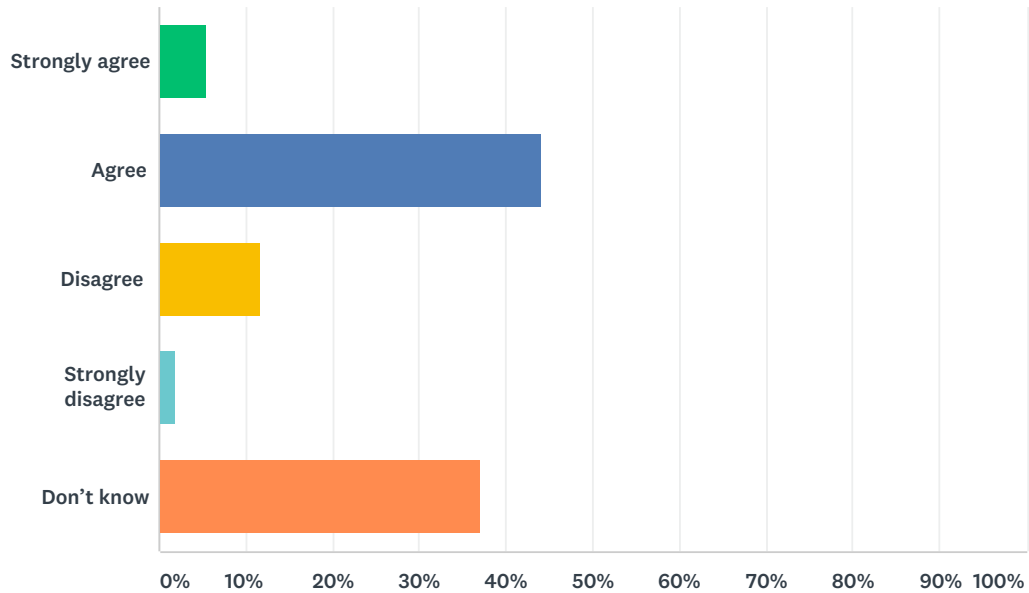
Answered: 111 Skipped: 9



ANSWER CHOICES	RESPONSES	
Strongly agree	16.22%	18
Agree	65.77%	73
Disagree	5.41%	6
Strongly disagree	2.70%	3
Don't know	9.91%	11
TOTAL		111

Q14 Discipline is handled in a fair and reasonable manner in my child's school.

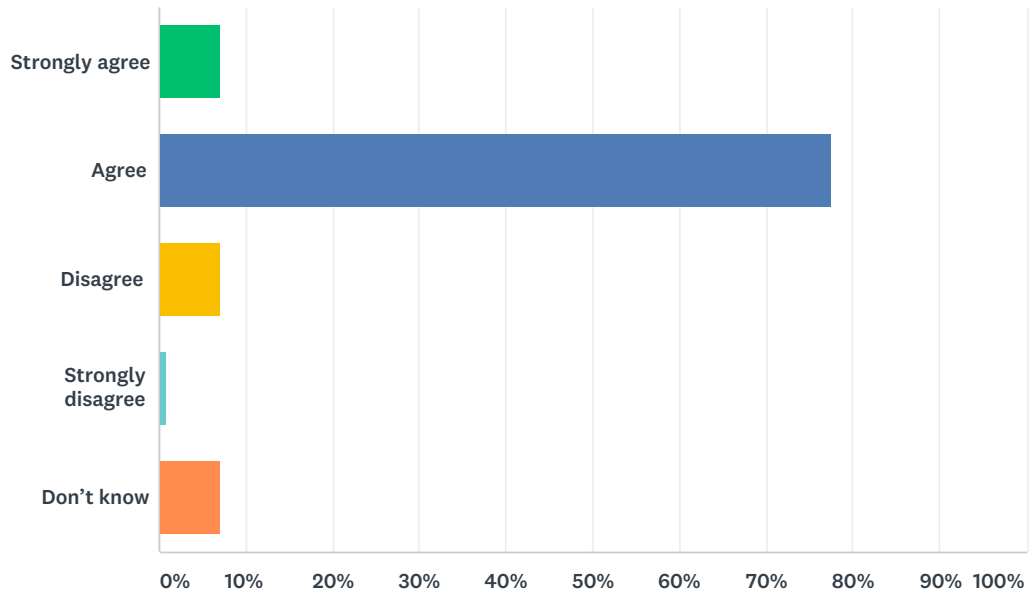
Answered: 111 Skipped: 9



ANSWER CHOICES	RESPONSES	
Strongly agree	5.41%	6
Agree	44.14%	49
Disagree	11.71%	13
Strongly disagree	1.80%	2
Don't know	36.94%	41
TOTAL		111

Q15 My child's school is safe.

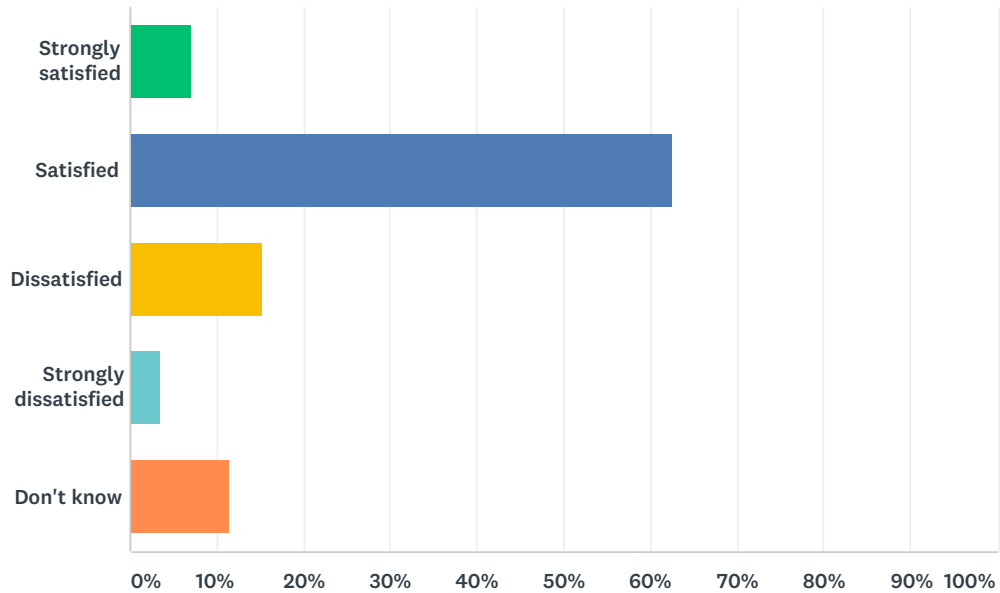
Answered: 112 Skipped: 8



ANSWER CHOICES	RESPONSES	
Strongly agree	7.14%	8
Agree	77.68%	87
Disagree	7.14%	8
Strongly disagree	0.89%	1
Don't know	7.14%	8
TOTAL		112

Q16 How satisfied are you with the resources available to support your child's learning?

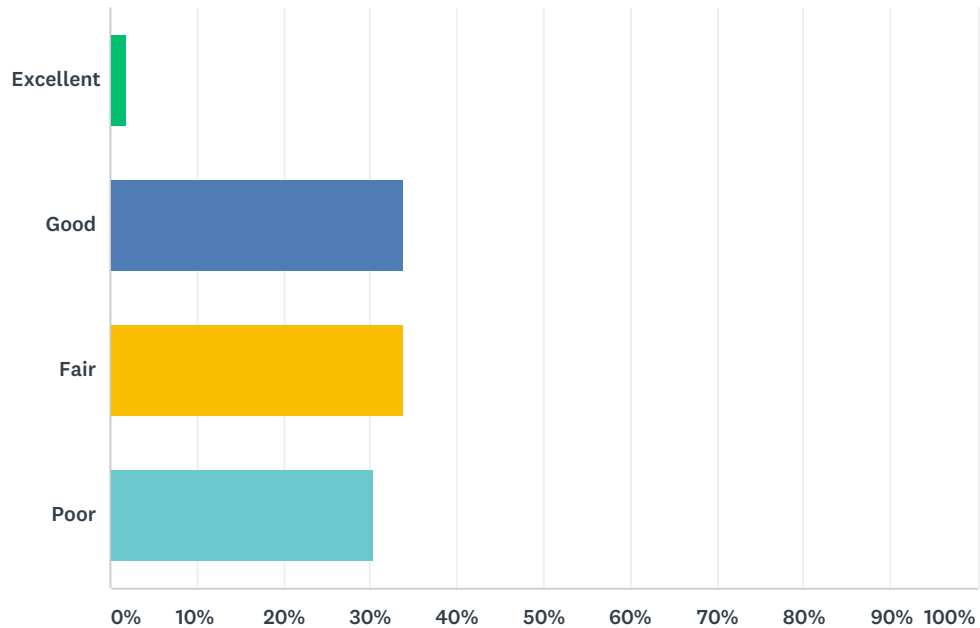
Answered: 112 Skipped: 8



ANSWER CHOICES	RESPONSES	
Strongly satisfied	7.14%	8
Satisfied	62.50%	70
Dissatisfied	15.18%	17
Strongly dissatisfied	3.57%	4
Don't know	11.61%	13
TOTAL		112

Q17 How would you rate the physical condition of your child's school?

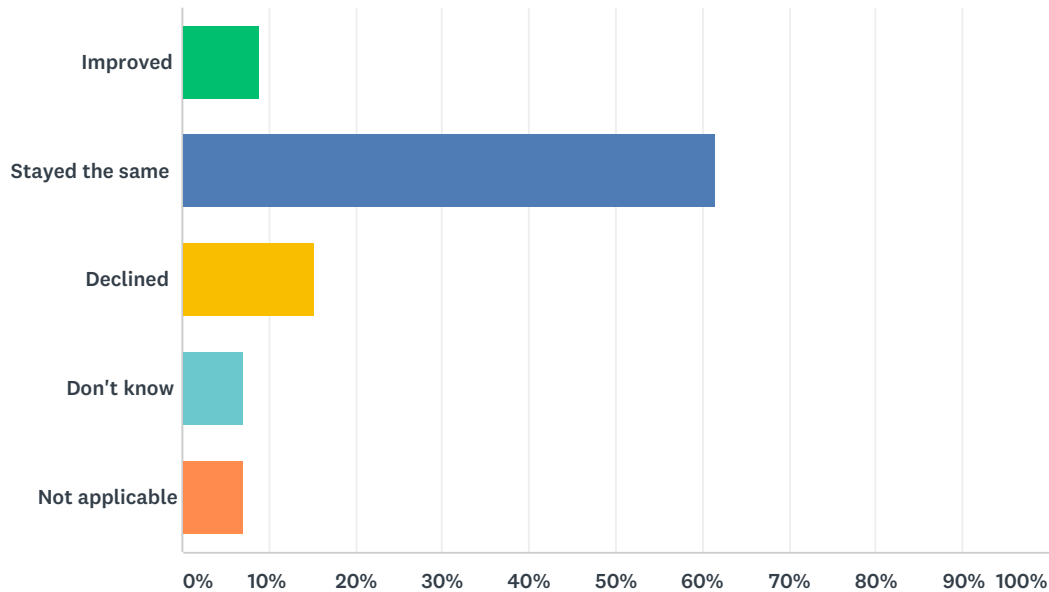
Answered: 112 Skipped: 8



ANSWER CHOICES	RESPONSES	
Excellent	1.79%	2
Good	33.93%	38
Fair	33.93%	38
Poor	30.36%	34
TOTAL		112

Q18 In your opinion, has the quality of education your child has experienced at school improved, stayed the same or declined in the past three years?

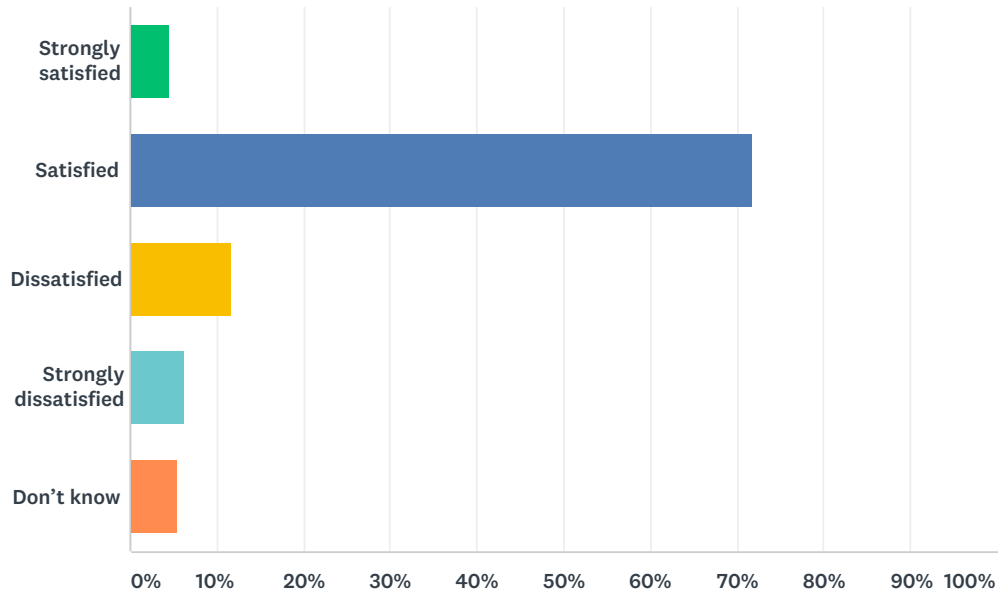
Answered: 112 Skipped: 8



ANSWER CHOICES	RESPONSES	
Improved	8.93%	10
Stayed the same	61.61%	69
Declined	15.18%	17
Don't know	7.14%	8
Not applicable	7.14%	8
TOTAL		112

Q19 How satisfied are you with the opportunity to be involved in decisions at your child's school?

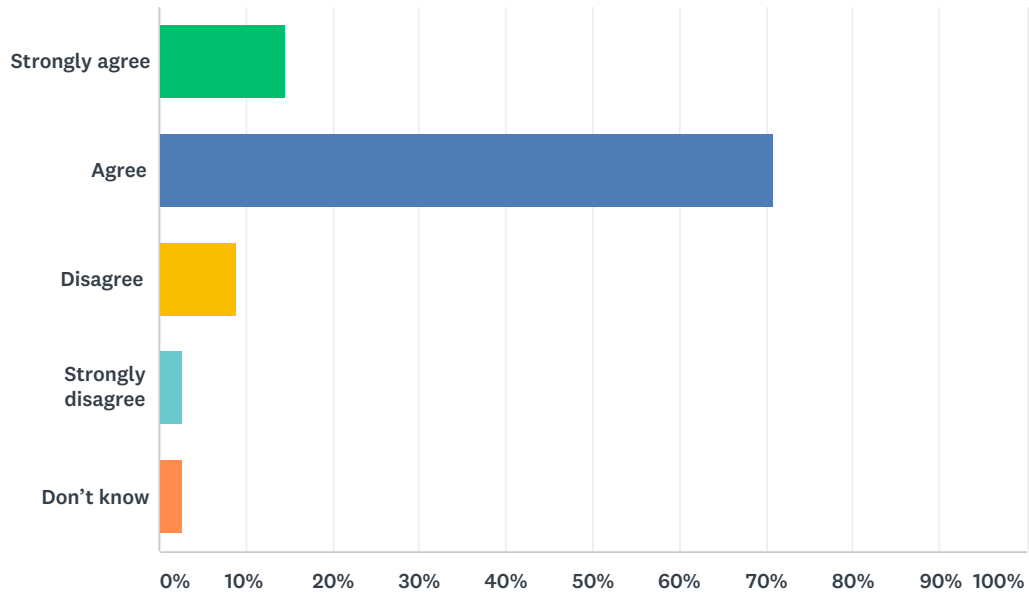
Answered: 110 Skipped: 10



ANSWER CHOICES	RESPONSES	
Strongly satisfied	4.55%	5
Satisfied	71.82%	79
Dissatisfied	11.82%	13
Strongly dissatisfied	6.36%	7
Don't know	5.45%	6
TOTAL		110

Q20 The school keeps me informed about my child's progress and achievement.

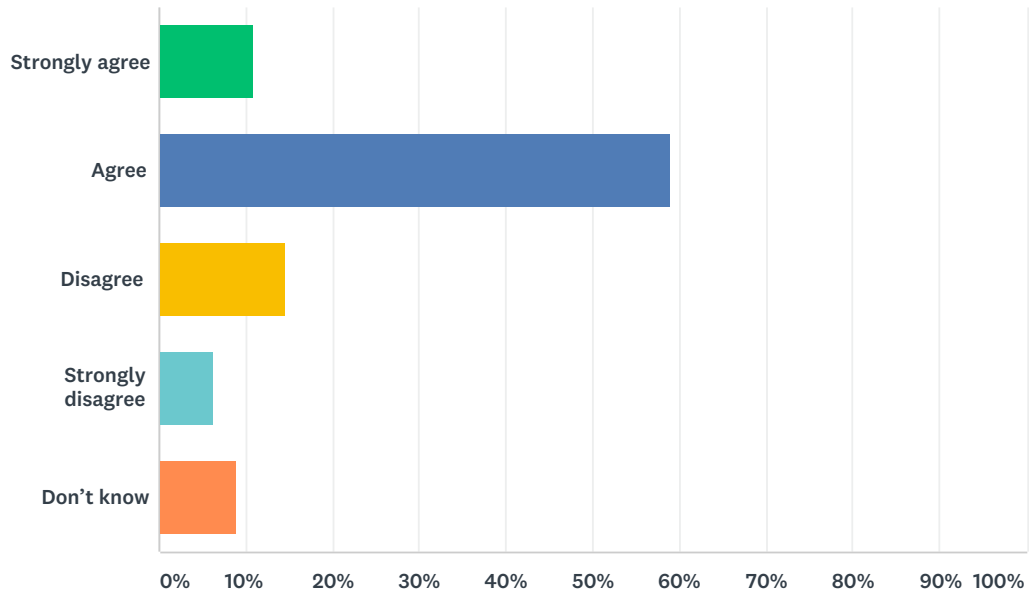
Answered: 110 Skipped: 10



ANSWER CHOICES	RESPONSES	
Strongly agree	14.55%	16
Agree	70.91%	78
Disagree	9.09%	10
Strongly disagree	2.73%	3
Don't know	2.73%	3
TOTAL		110

Q21 There is open and honest communication within my child's school.

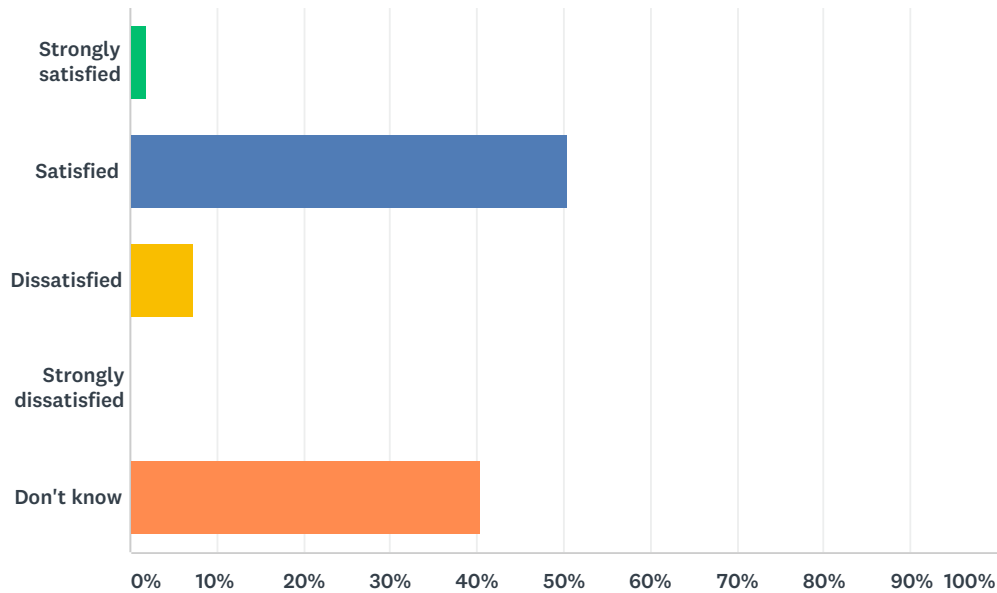
Answered: 110 Skipped: 10



ANSWER CHOICES	RESPONSES	
Strongly agree	10.91%	12
Agree	59.09%	65
Disagree	14.55%	16
Strongly disagree	6.36%	7
Don't know	9.09%	10
TOTAL		110

Q22 How satisfied are you with the community partnerships that may be established at your school? For example: Saffron, KEYS program, Green Certificate, lunch programs, after-school programs, RAP, Tools for School, Scratch Day, Entrepreneurial Adventure, scholarships/grants, etc.

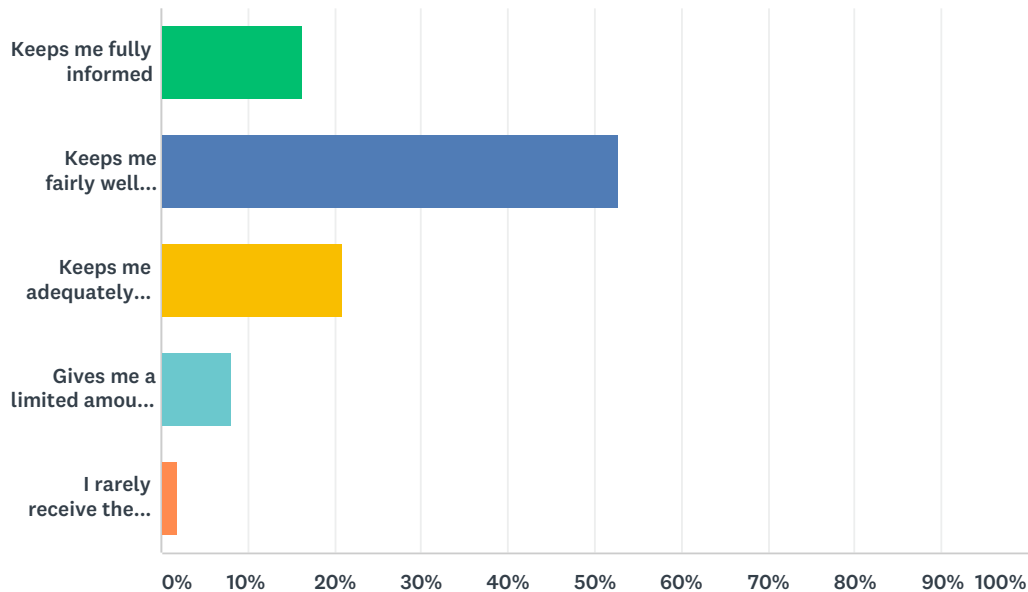
Answered: 109 Skipped: 11



ANSWER CHOICES	RESPONSES	
Strongly satisfied	1.83%	2
Satisfied	50.46%	55
Dissatisfied	7.34%	8
Strongly dissatisfied	0.00%	0
Don't know	40.37%	44
TOTAL		109

Q23 Elk Island Public Schools appreciates the opportunity to stay connected with parents about news, activities, programs and other matters of importance. What is your impression of the communication you receive from your child's school?

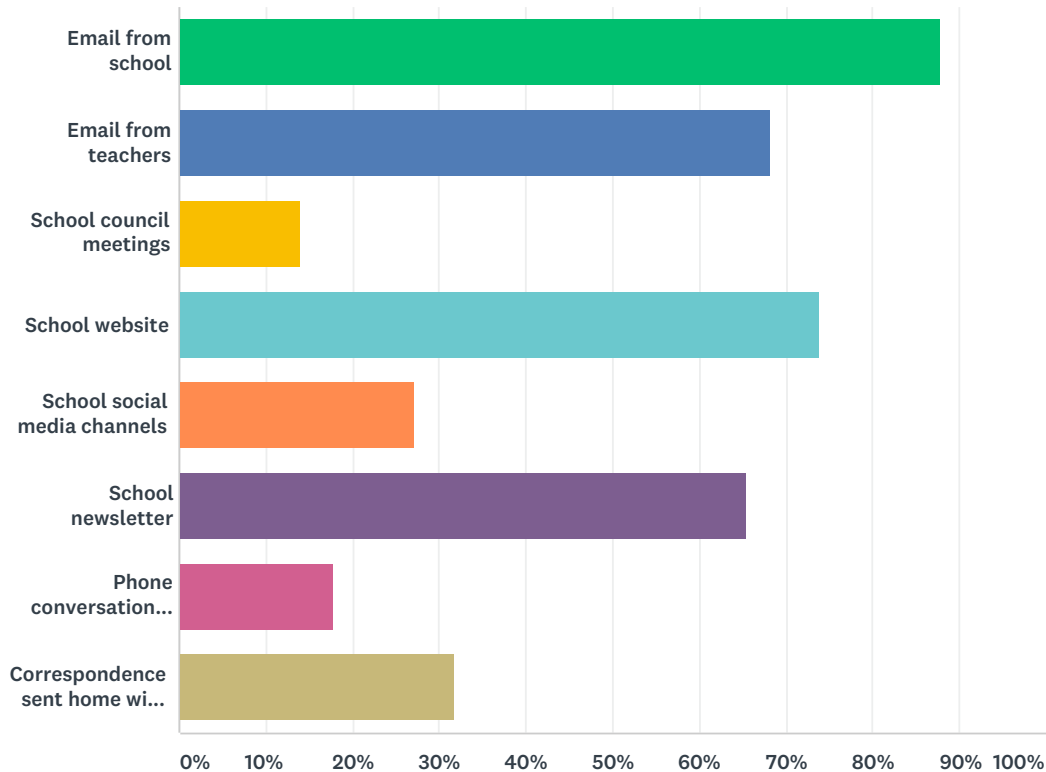
Answered: 110 Skipped: 10



ANSWER CHOICES	RESPONSES	
Keeps me fully informed	16.36%	18
Keeps me fairly well informed	52.73%	58
Keeps me adequately informed	20.91%	23
Gives me a limited amount of information	8.18%	9
I rarely receive the information I need	1.82%	2
TOTAL		110

Q24 Do you regularly make use of the following to keep up to date on school activities, programs, etc.? Check all that apply.

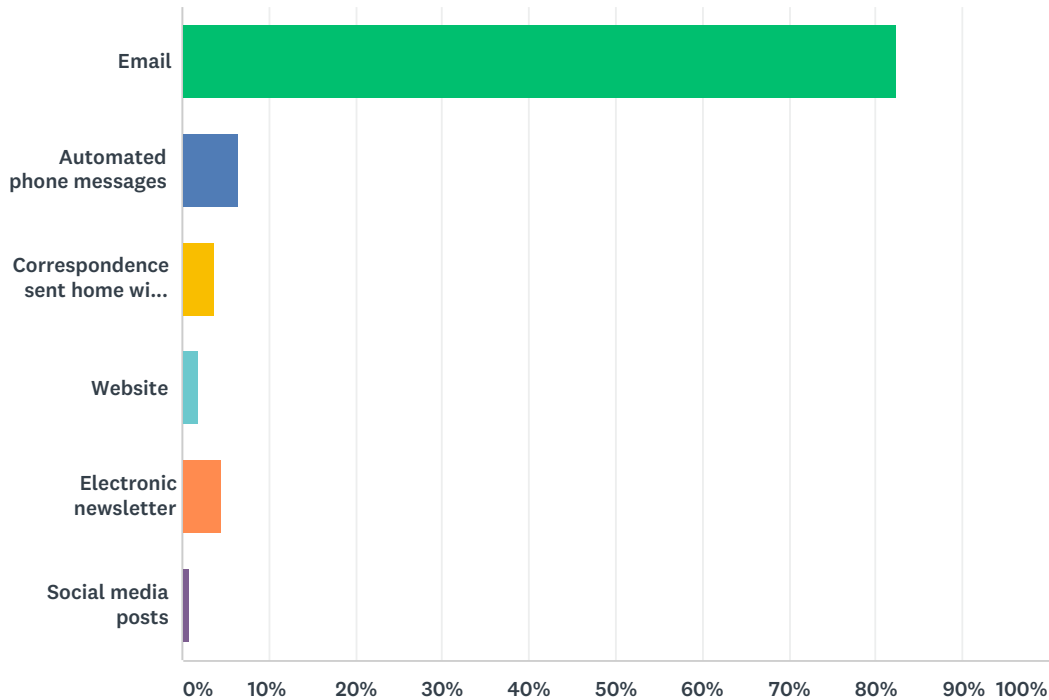
Answered: 107 Skipped: 13



ANSWER CHOICES	RESPONSES	
Email from school	87.85%	94
Email from teachers	68.22%	73
School council meetings	14.02%	15
School website	73.83%	79
School social media channels	27.10%	29
School newsletter	65.42%	70
Phone conversations with the school or teachers	17.76%	19
Correspondence sent home with your child	31.78%	34
Total Respondents: 107		

Q25 What is your most preferred method of communication from the school and Division?

Answered: 108 Skipped: 12

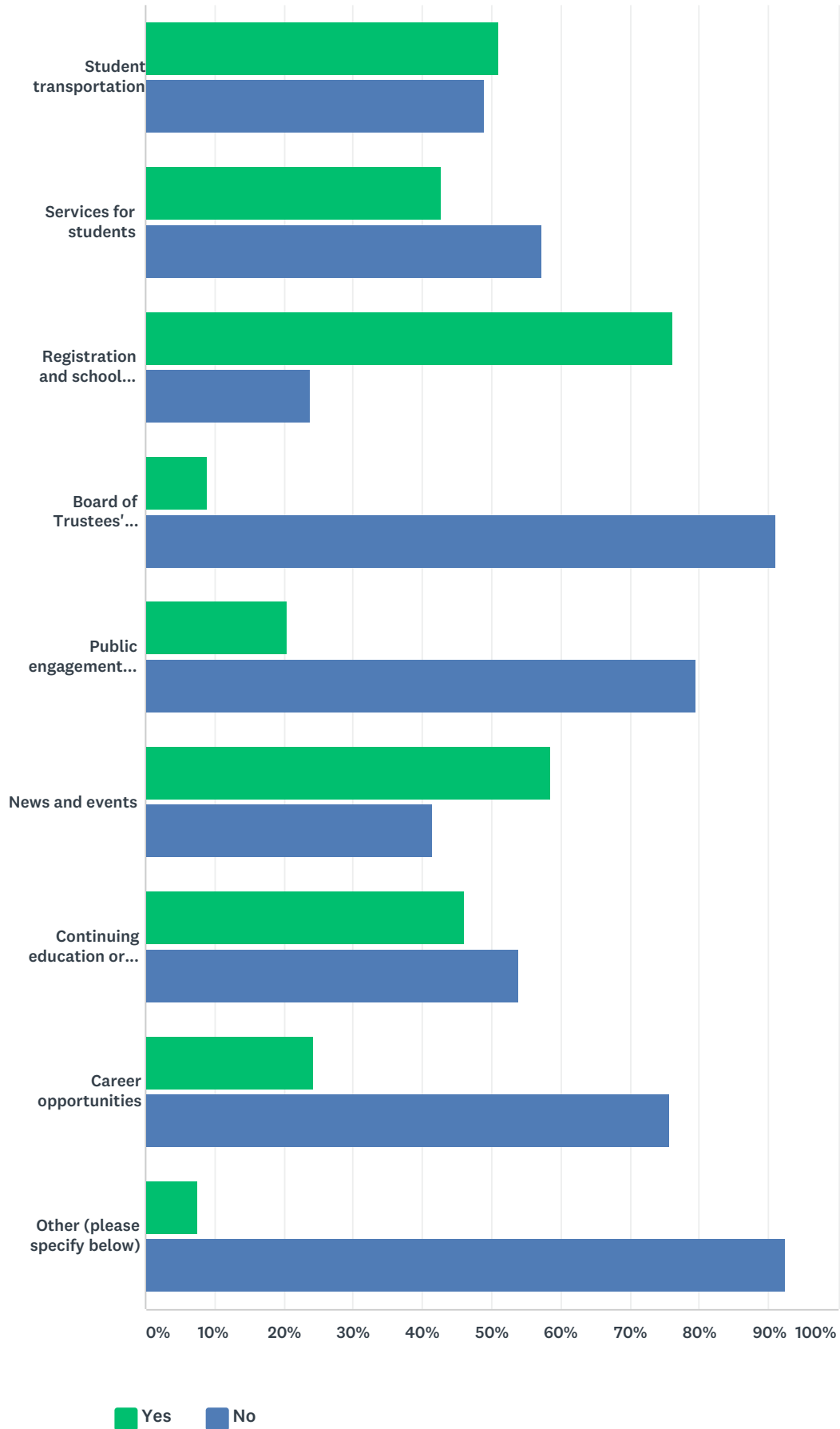


ANSWER CHOICES	RESPONSES	
Email	82.41%	89
Automated phone messages	6.48%	7
Correspondence sent home with your child	3.70%	4
Website	1.85%	2
Electronic newsletter	4.63%	5
Social media posts	0.93%	1
TOTAL		108

Q26 Do you visit the Division website (www.eips.ca) for information on:

Answered: 106 Skipped: 14

EIPS Parent Survey 2018-19



	YES	NO	TOTAL	WEIGHTED AVERAGE
--	-----	----	-------	------------------

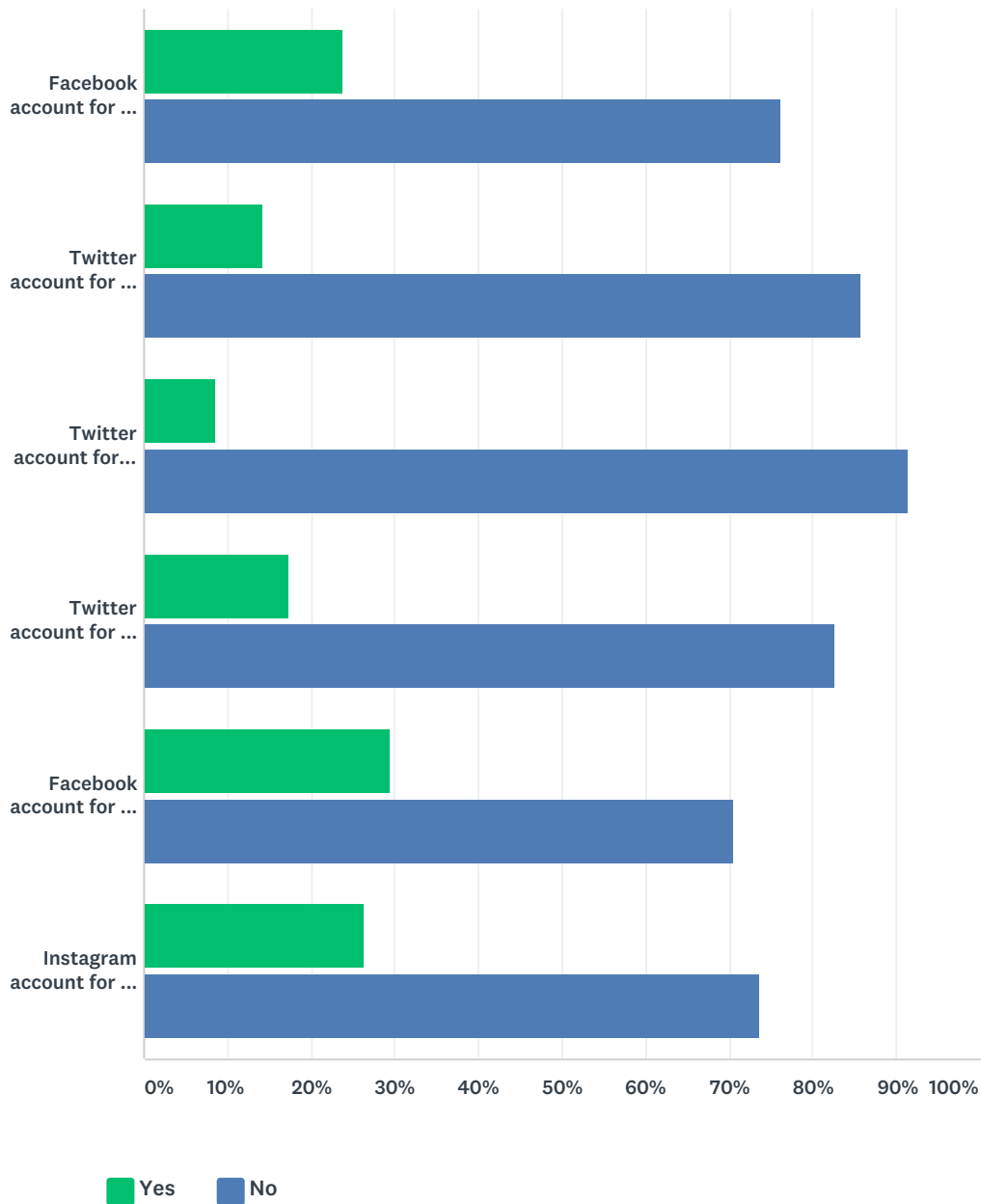
EIPS Parent Survey 2018-19

Student transportation	50.96% 53	49.04% 51	104	1.51
Services for students	42.72% 44	57.28% 59	103	1.43
Registration and school boundaries	76.19% 80	23.81% 25	105	1.76
Board of Trustees' meetings	9.00% 9	91.00% 91	100	1.09
Public engagement initiatives	20.59% 21	79.41% 81	102	1.21
News and events	58.65% 61	41.35% 43	104	1.59
Continuing education or summer courses	46.08% 47	53.92% 55	102	1.46
Career opportunities	24.24% 24	75.76% 75	99	1.24
Other (please specify below)	7.50% 6	92.50% 74	80	1.07

#	OTHER:	DATE
1	Sport schedules/school events	3/24/2019 3:55 PM
2	Student Absences	3/11/2019 10:44 PM
3	school calendar	3/11/2019 3:09 PM
4	Calendar	3/11/2019 2:41 PM
5	Athletics	3/11/2019 1:48 PM

Q27 The Division and schools often share news and information on social media. Do you follow:

Answered: 106 Skipped: 14



	YES	NO	TOTAL	WEIGHTED AVERAGE
Facebook account for the Division (Facebook.com/ElkIslandPublicSchools)	23.81% 25	76.19% 80	105	1.24
Twitter account for the Division (@eips)	14.29% 15	85.71% 90	105	1.14
Twitter account for EIPS Student Transportation (@eipsST)	8.57% 9	91.43% 96	105	1.09
Twitter account for my child's school	17.31% 18	82.69% 86	104	1.17

EIPS Parent Survey 2018-19

Facebook account for my child's school, if applicable	29.41% 30	70.59% 72	102	1.29
Instagram account for my child's school, if applicable	26.42% 28	73.58% 78	106	1.26